



Nursery & Garden Industry  
South Australia

# *A Guide for Gardeners in South Australia*



2017  
REVISION

grow me™



instead



**The Nursery Industry -  
Protecting Our Environment**



Nursery & Garden Industry  
Australia

# Contents

Introduction	3
Acknowledgements	4
What is Grow Me Instead?	5
What can you do?	6
Native or exotic	7
Understanding weeds - what makes a plant a weed	9
Controlling weeds	10
The weeds and their alternatives	14
Appendix - Grow me instead under power lines	77
Index - Weeds	78
Index - Alternative Plants	80
Notes	82
Further information and additional resources	84



These plants are Declared  
Plants in South Australia

Cover photo: Path through the dry garden at Niwajiri, home of South Australian garden designer Steve Hailstone.

# Introduction

The Grow Me Instead campaign is an industry-driven initiative providing relevant local information to gardeners and the general public about plants which are potential weeds in their area and suggests non-invasive plants which can be used instead.

This initiative began at a national level in 2009 between the horticulture and nursery industries, the Australian Government and weed management bodies to help ensure horticulturalists and gardeners receive the information they need to combat the spread of weeds.

It is estimated that weeds cost Australian agriculture around \$4 billion a year. While the real cost of weeds to the environment is difficult to calculate, it is likely to be at least equal to the cost to agriculture.

Of the almost 3000 introduced plant species now known to be established in the Australian environment, 65% are 'escaped' garden plants, so an important step in preventing the spread of weeds is public education to help change attitudes and behaviours that contribute to the weed problem.

In South Australia, Grow Me Instead has been a resource appreciated by the gardening public with more than 28,000 copies distributed since 2009. An accompanying website has provided an alternative source of this information.

With new plant declarations in South Australia in recent years, this revised edition of Grow Me Instead is a product of the collaborated efforts of South Australia's Natural Resources regions and Biosecurity SA working with NGISA. This edition features new inclusions and updated suggestions for alternative plantings. The revised information can also be found on the Grow Me Instead website for South Australia.



Grow me Instead ® is a registered trademark of Nursery & Garden Industry Australia.

E. & O.E. The information and images for this booklet have been gathered from a range of reputable sources and were correct to our knowledge at time of going to print. April, 2017

# Acknowledgements

The 'Grow Me Instead' project was first initiated by the Nursery and Garden Industry of NSW & ACT as a voluntary partnership with its member nurseries to encourage the removal from production and sale of plants known to be invasive in the natural environment.

The South Australian 'Grow Me Instead' was first produced by Nursery & Garden Industry Australia (NGIA) in conjunction with the Australian Government. We sincerely thank all the people and organisations who contributed to the development of this booklet then, including the South Australian Invasive Plants Stakeholder Committee, SA Department of Water, Land and Biodiversity Conservation and Blue Mountains City Council.

This edition has been extensively updated by Nursery & Garden South Australia (NGISA) in conjunction with Biosecurity SA, bringing into consideration recently declared plants in the state, as well as newly available alternative plants.

We thank all the people who have generously contributed their time and expertise to the production of this revised edition, with special thanks going to the 2016 Grow Me Instead Reference Committee:

- Mr Grant Dalwood, CEO, NGISA
- Mr Neville Sloss, Communications Manager, NGISA
- Ms Luci Ward, Communications Officer, NGISA
- Dr John Virtue, Manager of NRM Biosecurity within Biosecurity SA
- Dr Ross Meffin, Principal Biosecurity Officer, Weeds within Biosecurity SA
- Mr David Cooke, Senior Biosecurity Adviser - Pest Plants within Biosecurity SA
- Mr John Zwar, Lecturer Environment, Conservation and Horticulture, TAFE Urrbrae Campus
- Ms Robyn Powell, Tupelo Grove Nursery
- Mr Chris Lienert, Manager, Stratco St Marys Garden Centre
- Mr Mark Thomas, Gondwana Landscapes and Consultancy
- Mr Matt Coulter, Botanic Gardens of SA
- Mr John Sandham, Botanic Gardens of SA (alternate)
- Mr Henry Rutherford, Urban Animal & Plant Control Officer, Natural Resources Adelaide & Mt Lofty Ranges
- Ms Michaela Heinson, Natural Resources Adelaide & Mt Lofty Ranges

This updated guide was produced in partnership with the South Australian Government through Biosecurity SA, a division of Primary Industries and Regions South Australia. We thank them for funding and technical support. It also has been funded through grants from:

- Natural Resources Adelaide & Mt Lofty Ranges
- Natural Resources SA Murray & Darling Basin
- SA Power Networks
- Natural Resources South East
- Natural Resources Arid Lands



# *What is Grow Me Instead?*

Grow Me Instead identifies common garden plants that have now become environmental weeds in South Australia and suggests better, alternative plants that benefit garden diversity while lessening their potential to become weeds of the future.

'An environmentally invasive plant' is just another term for a weed, which is any plant that poses a threat to the environment, adversely impacts human or animal health, or causes crop or stock losses. (Weeds defined – see page 9)

Many of the plants that are now considered to be 'environmental weeds' were introduced by early settlers, by gardeners and farmers who had little or no knowledge of their future impact on the native environment. Weediness is not confined to introductions from overseas. Some Australian native plants introduced from other regions may impact adversely on the natural environment too.

## **The criteria – weedy plants**

The 'weediness' criteria for inclusion in 'Grow Me Instead' were that the plant:

- must be shown to be invasive across more than one area or part of the state.
- can be either an Australian native or imported (exotic) species.
- must be shown to or have potential to damage the environment, human or animal health or create stock or crop losses.
- be proven to have naturalised in bushland to the detriment of the natural environment.

This 'Grow Me Instead' list is not definitive for each area or region of South Australia. There may be other problem plants in your locality, most of these being included in lists prepared by your local government or other relevant organisation.

## **The criteria – alternatives**

Selection criteria for the 'non-weedy plants' included plants that are:

- recognised as non-invasive.
- readily available to the gardening public.
- reliable garden plants.

At least one Australian native plant alternative is suggested for all of the invasive species listed in the booklet.

Not all of the alternatives would be suitable across the broad range of soils and climates of South Australia, so this booklet should only be viewed as a guide. There are many other alternative plant selections available at your local nursery or garden centre. Your local Natural Resources Management Board will have lists of weeds specific to your local area - check this information out at their website listed on the back cover.

# What can you do?

Check the plants in your garden with the help of the 'Grow Me Instead' booklet - you may identify plants you should replace, while at the same time find others you may enjoy growing more!

Your local nursery or garden centre plant specialists will have additional suggestions of plants proven to be successful in your area.

No matter how lovely they are, plants grown in another region may not always prove hardy in yours.

It is also a good idea to consider your garden setting and to then make a list of the plants to fill your specific house and garden needs. For example, aspects of the house exposed to hot western sun will benefit from a deciduous tree to provide summer shade and will allow penetration of winter sun, while privacy from neighbours can be provided by carefully chosen hedging plants.

Be wary when buying plants from markets and other sources such as 'car boot sales', as well as plant swapping and trading between friends, as this may result in inadvertent movement of declared or noxious weeds.

## 'Jumping the fence'?

Garden escapees are said to be one of the main sources of environmental weeds. Here are some simple ways to enjoy gardening without creating problems outside the garden fence.

- Recognise and remove plants known to be 'weedy' and destroy them responsibly, according to local Natural Resources Management Board or council guidelines.
- Replace problem plants with non-invasive alternatives, as suggested by the 'Grow Me Instead' booklet or by your local nursery or garden centre.
- Good gardening practices include removal of spent flowers that can set seed within your garden or spread to bushland.
- Do not dump green garden waste in neighbouring or public space as many plants can regenerate to become a nuisance.
- Do not dump spent cut flowers into the garden or on to adjoining property. Florists often use seed heads, vines and other plant parts that may establish in your garden.
- Never tip the water or plants from your aquarium into ponds, rivers or waterways. There are numerous, serious aquatic plants threatening rivers and waterways because of the thoughtless actions of some people.
- Act local. Consider plants local to your area. Your local council will be able to provide a list of indigenous plants for your garden and your garden centre can also provide advice.
- Encourage friends and neighbours to do the same!



## Native or exotic?

One of the most commonly asked questions at nurseries and garden centres is whether one should use native or exotic plants in the garden. Natives are, as the name suggests, those plants that occur naturally within Australia. Grevilleas, eucalypts and acacias are all examples.

Imported or so called 'exotic' plants are those originating elsewhere. While most invasive plants are imported or introduced plants, this does not mean that all exotic plants are a weed or have the potential to become one. In fact that there are a far greater number of well behaved, imported garden plants that are not invasive.

Many new plant varieties – native and exotic - have been bred which are attractive and hardy but are non-invasive. These may be plants which are sterile or rarely produce seed. Many new varieties have low water needs or are tolerant of the air pollution found in the urban environment.

Of primary importance in selecting plant material for your garden is sourcing accurate information about the plant. Ask for advice at your local nursery or garden centre.

Australian gardens today have become an eclectic mix of both native and imported plants, and these can be complementary to one another. Choosing one or the other is not the question; ultimately it is the gardener's choice!



Ask for advice at your local nursery or garden centre



## Sustainability principles


In developing any garden, it is recommended that the sustainable landscape principles be followed in order to achieve maximum benefits. The principles are:

- Design to suit local environmental conditions
- Select low water use plants
- Select non-invasive plants
- Provide habitat for native fauna
- Avoid harmful chemicals
- Minimise non-renewable energy consumption
- Use sustainably and locally sourced products and materials

## Look above before you plant

Apart from weeds there are other plants and trees which are inadvertently planted in the wrong place.

While these plants and trees may not be environmental weeds from an invasive perspective, they can cause damage to infrastructure if not planted in an appropriate way. For example around 40% of all electricity outages in South Australia are caused by vegetation. In South Australia, there are legislative obligations in relation to managing vegetation near powerlines. Appendix A of this booklet provides more information on those requirements.



Plant the right trees below power lines for safety's sake.  
See Appendix.p77



# Understanding weeds

## what makes a plant a weed

### Reproductive capacity

As for all life, plants are looking to reproduce themselves. Plants have various mechanisms to do this, and a plant will exploit one or more of these mechanisms as its reproductive capacity.

In good garden planning it is important to understand these mechanisms to determine which and for what reasons certain plants become weeds and how well a garden is going to be able to cope with managing certain reproductive mechanisms.

### Reproduction by seed (sexual)

**Prolific seed production** - Some plants produce large amounts of seed, or produce seed repeatedly during a year. In some situations the seed may collect in vast amounts causing problems, in other gardens the vast amount of seed may spread long distances with plants appearing in undesirable locations, or seed may simply germinate perpetually and need constant attention. e.g. Aleppo pine

**Long lived seed** – Some plants produce hard seed that will last in the environment for 20+ years. This can cause legacy problems for future garden owners who have seedlings germinate long after the original plant was removed, and these seedlings if left unchecked can quickly mature to repeat the long lived cycle. e.g. Montpellier broom

### Reproduction by vegetative spread (asexual cloning)

**Fragmentation** – Many climbing creepers and any running grass can be broken into small pieces and continue to grow in situ. This becomes a problem when a plant grows into an unplanned area or is simply no longer wanted. Removal involves collecting all the plant material and removing to a secure site. Any dumped material will continue to grow and just move the problem. e.g. periwinkle

**Root suckering** – Some plants carry all the genetic keys they need to produce a new plant in their root tissue and can sucker a new plant from under the ground. Suckering plants can send up growth in undesirable locations such as against buildings or in the middle of lawns. Often managing suckers can only be achieved by controlling the parent plant, and even then the root may persist and push up suckers for a long time after. e.g. robinia

**Propagules** - Are actively growing replicated clones of the parent plant either above or below the ground surface and can dislodge at any time to then find their own place in the garden. These self-propagating plants will quickly outgrow their beds and spill out into a garden or beyond the fence. This mechanism can start slowly and will generally build speed to cause a quickly expanding problem and control involves the difficult task of removing both the adult plants and all the propagules. e.g. watsonia

# Controlling weeds

## Using herbicides

Many of the weed control techniques suggested on this and the following pages involve the use of herbicides. Herbicides are poisons, and should be handled with the greatest respect. They can be absorbed very easily through the skin, by breathing the vapours, and by ingestion (eating or drinking).

By law, herbicides must be used strictly in accordance with the manufacturer's label. They should be kept well out of the reach of children, preferably secured in a locked cabinet. They should always be stored in the original labelled container.

### USE OF HERBICIDE: SAFETY PRECAUTIONS

- Read the label before opening the container and follow the instructions.
- Wear protective clothing: long sleeves, long pants, sturdy shoes, gloves, eye protection.
- Always wear waterproof gloves. A respirator is advised when mixing or pouring the liquid.
- Do not eat, drink or smoke while using herbicide. Keep children and pets away.
- Wash skin and equipment afterwards. Wash contaminated clothing separately.
- Clean up any spills with large amounts of water; shovel up contaminated soil, dispose of it at the tip.



Bushcare Officers take no risks

## Types of herbicide

There are two widely used herbicides licensed for use at home: Glyphosate, sold under various trade names, including Roundup® and Zero® (which have different concentrations), and Triclopyr, sold as Tree, Blackberry and Woody Weed Killer (etc.).

## How herbicides work

Glyphosate is a systemic, non-selective herbicide. It inhibits the action of an enzyme, preventing the production of an amino acid essential to plant life and growth. It must be applied to green leaves, or directly to the plant's sapwood, which lies under the bark.

Triclopyr is a selective systemic herbicide for woody and broadleaf plants. It is a growth inhibitor which moves to the plant's roots, stops growth, and eventually leads to the death of the plant. Triclopyr can be applied to green leaves and to bark.

## Herbicides, waterways and steep land

Some of the chemicals which are added to herbicides are not safe to use near waterways. They have the potential to seriously affect the quality of aquatic ecosystems. If you need to remove weeds, particularly trees, within 20m of any kind of watercourse, even a drain that runs only when it is raining, you should seek advice and assistance from your local council's environmental management department or Natural Resource Management Board.


## Control of woody weeds

### CUT AND PAINT

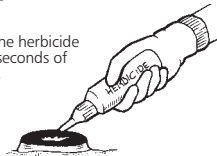
Suitable for small to medium sized woody shrubs up to 10cm in diameter (or larger if using a chain saw). See below for trees.

- Clear around the base of the plant.
- Cut the stem horizontally as close to the ground as possible, using secateurs, loppers, or a saw. Make sure there is no soil on the cut.
- Apply herbicide to the cut stem immediately. Squeeze, not squirt if using an applicator.
- Ensure there is no runoff of poison.
- Use as little herbicide as possible.

Clear ground and cut low: loppers & secateurs give the cleanest cut.



Apply the herbicide within seconds of cutting.



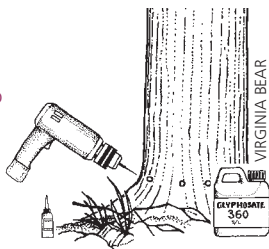
### TIPS

- Make cuts horizontal to prevent herbicide from running off the stump. Sharp angled cuts are hazardous.
- Apply herbicide immediately after cutting - within a few seconds, before plant cells close and translocation of herbicide ceases.
- If plants resprout, cut and paint the shoots after sufficient regrowth has occurred.
- Stem scraping can be very effective on certain woody weeds, e.g. Japanese honeysuckle, blackberry, vines and rhizomatous plants.

### STEM INJECTION

A method for weedy trees and large shrubs

- Use a cordless drill (9mm bit), hammer and chisel, or brace and bit.
- Below any branches, drill or chisel holes round the base of the tree, into the sapwood, angled down at 45°, and at 5cm intervals.
- Make the holes about 40mm deep.
- Within a few seconds of drilling each hole, fill it with herbicide.
- Use this method only when falling branches, as the tree dies, will not be a safety hazard.



## HAND REMOVAL OF WEEDS

Suitable for seedlings, herbaceous weeds, many grass species.

- Before starting work, remove and bag seeds and fruit, and place in bin.
- If the weed has a tap root, push a narrow trowel or long knife deep into the ground beside the root. Loosen the soil. Work around the root and then work the plant out gently.
- Many plants which will not regrow from their roots (e.g. many grasses) can be crowned: see diagram to the right. Hold leaves and stems together, and use a knife to cut through all the roots below the 'crown'.
- Plants with bulbs, corms or tubers (e.g. watsonia) may need deep digging to ensure complete removal. Bag bulbs, corms and tubers and send to the tip; do not compost.




crowning

## STEM & LEAF WIPING

This method is suitable for plants with bulbs, tubers, corms or rhizomes, e.g. watsonia.

- Remove and bag any seed or fruit.
- Using a weed wiper, start at the base and wipe all the stems and/or leaves with a dilute mix of herbicide.
- If leaves have soil on them, wipers must be regularly washed out.



leaf wiping

Take great care when wiping: do not allow the herbicide to touch your skin or to run off into the soil, or to get on a non-target plant.

There are many control methods which are specific to certain weeds – e.g. large infestations where spraying, or covering to exclude light may be options. Contact your local nursery for up to date techniques.

### WHEN TO TREAT WITH HERBICIDE


- Apply herbicide when the plant is actively growing.
- Do not apply herbicide when the plant is under stress: extreme heat or cold, drought, waterlogging, or disease.
- Choose early morning or late afternoon in summer.
- Do not apply when wet or windy weather is anticipated.
- Treat deciduous plants in late spring or summer, when in full leaf.

## Control of ground covers, vines & scramblers

### SCRAPE AND PAINT

This method is suitable for vines and scramblers with woody stems.

- Using a knife, and starting from the base, scrape 20 to 100cm of leafy stem to expose the sapwood below the bark.
- Within seconds, apply herbicide to the scraped area.



scrape and paint

#### TIPS

- Do not ringbark the stem: scrape about one third of the diameter.
- Stems larger than 1cm in diameter can be scraped on both sides.
- Vine curtains can be cut at chest level, then again at about 30cm. Scrape or cut and paint these stumps.
- Blackberry can be cut back to 1m if there are plenty of leaves; then scrape and paint the cut stems.
- Pulling vines (especially twiners) out of trees and shrubs may do a lot of damage. They can be left hanging to die.

### By Law

Herbicides must be used according to the label, or according to Australian Pesticides and Veterinary Medicines Authority (APVMA) permits. If the plant on which you wish to use the herbicide is not named on the label, contact APVMA for permit information ([www.apvma.gov.au](http://www.apvma.gov.au)).

### THE DIG OPTION

On previous pages you will find advice on using herbicides to control weedy plants: often this causes minimal disturbance and less germination of seedlings.

However, if you have the energy and want to minimise herbicide use, you can often take the dig option, making absolutely sure that you remove all the parts of the plant from which it can regrow.

#### TIPS

- Seedlings and small plants may be pulled by hand when the soil is moist.
- Try to stagger weed removal. Large areas of exposed soil are an open invitation to weed invasion and erosion, carrying weed seed into the bush.
- Mulch bare soil, and stabilise it by planting bush-friendly plants into it as soon as possible.

# The weeds and their alternatives

## Trees & Shrubs



### Box elder

*Acer negundo*

Photo: Lorna Rose



This fast-growing green leaf form was a popular street or shade tree. It is also used as an understock for other ornamental grafted maples. Silver and gold variegated forms will also revert back to this green form. They all grow to 9m to form deciduous shade trees, however, due to their free seeding habit, they are regarded as major bushland invaders.

#### HOW IT SPREADS

- Produce masses of 'winged' seeds which are readily carried by wind.
- Seeds germinate rapidly in gardens, guttering, gaps in paving and driveways etc.
- Wind transfers them from garden to bushland, parks and reserves.

Removal of these invasive plants is both difficult and costly.



### Desert ash

*Fraxinus angustifolia*

Photo: Delwyn Thomas



Formerly known as *Fraxinus oxycarpa*. Desert ash is a spreading deciduous tree growing to a height of 10-12m. Leaves consist of seven leaflets and turn various shades of yellow and gold in autumn. Inconspicuous flowers appear in winter when the tree is bare followed by large quantities of winged seeds.

#### HOW IT SPREADS

- Desert ash has been widely used as a street and park tree in south east Victoria and South Australia where it has become naturalised.
- Its flowers are wind-pollinated producing seeds that are winged which aids dispersal by wind.
- Desert ash will also spread from root suckers.
- Seeds washed down gutters enable it to invade creeks and wetlands.
- It can also establish in grassy woodland from windblown seeds.

Other weedy ash trees to avoid are the flowering ash (*Fraxinus ornus*) and the European ash (*Fraxinus excelsior*)





## Sensation maple

*Acer negundo 'Sensation'*

Photo: Fleming's Nurseries



This variety is sterile and does not self seed. Growing to 9m high with lovely bronze-burgundy growing tips that mature to medium green in summer and become bright red in winter. A beautiful shade tree once established and will tolerate heat and drought.



## Crepe myrtle cultivars

*Lagerstroemia indica* cultivars

Photo: Fleming's Nurseries



Crepe myrtles are prolifically flowering deciduous trees with a sculptural form. Cultivars vary in size from 4m to 8m in height with spreading upright branches. Flowering occurs from mid-summer to autumn, followed by reddish leaves in autumn and peeling cinnamon-coloured bark which appears with maturity. Crepe myrtles are tolerant of a wide range of

growing conditions and are resistant to powdery mildew. Popular cultivars include 'Tuscarora', 'Sioux', 'Biloxi', 'Zuni' and 'Yuma'.



## Brachychiton cultivars

*Brachychiton acerifolius x populneus*

Photo: Gondwana Landscapes & Consultancy and State Flora



A beautiful native tree evergreen pyramid shaped tree growing to 5-8m high and 3-7m wide depending on the cultivar. The trees have cascades of bright pink to red bells in late spring and early summer. Leaves are bright red when young. The trunk is very large and the green lobed foliage creates a dense canopy. Popular cultivars include

Brachychiton 'Belladonna', B. 'Bella Pink', B. 'Jerilderie Red' or B. 'Griffith Pink'.

Additional suggested alternatives: ornamental pears (*Pyrus* cultivars), Australian red cedar (*Toona ciliata*), evergreen magnolia (*Magnolia grandiflora*), crab-apple cultivars and hybrids (*Malus* cultivars), narrow-leafed bottle tree (*Brachychiton rupestris*), kurrajong (*Brachychiton populneus*), Illawarra flame tree (*Brachiochiton acerifolius*)



## Coastal tea-tree, Victorian tea-tree, Australian myrtle

*Leptospermum laevigatum*

Photo: Immij Greenlife



A tall bushy shrub or small tree to 6m from coastal south-eastern Australia. It is tolerant of salt spray and has been widely used as a windbreak, hedging plant and for soil erosion control. It is widely naturalised outside its natural range where it competes effectively with native vegetation and has spread rapidly into bushland and along road verges. It has abundant white flowers 15mm to 20mm across that develop into woody capsules which subsequently open at maturity to shed large numbers of seeds.

Please note: The *Leptospermum* cultivars 'Fore Shore' and 'Shore Tuff' are non-invasive varieties suited to coastal conditions. They are exempt and available in South Australia.



## Green tea-tree

*Leptospermum coriaceum*

Photo: Fagg, M - ANBG



A dense, spreading shrub native to South Australia that grows to 1m high by 2m wide. Flowers are white, about 2cm in diameter, and seen mainly in spring. A good, hardy screen or windbreak plant for semi-arid climates. It is frost hardy and thrives in full-sun.



## Dryland tea-tree

*Melaleuca lanceolata*

Photo: Immij Greenlife



This is a South Australian native shrub or small tree, 1m to 8m high. Flowers are showy white or cream in large clusters flowering mainly in summer and sporadically throughout the cooler months. It is very hardy and will grow on clay or loam soils, brown, grey or white sand, limestone ridges, coastal cliffs and dunes, salt flats and near salt lakes.



## Cross-leaved honey-myrtle

*Melaleuca decussata*

Photo: Immij Greenlife



This is an open, rounded large shrub to 3.5m high. In late spring, mauve flowers develop in small, cylindrical spikes on short, lateral branches or at the base of leafy branches. Flowers sporadically during summer. It prefers full-sun and can tolerate dry and coastal condition.



## Showy honey-myrtle

*Melaleuca nesophila*

Photo: Immij Greenlife



A large shrub to small tree native to Western Australia. Globular heads of mauve-purple flowers appear in large clusters in late spring through the summer. A spectacular plant when in flower. It is very hardy in most soils and aspects and is frost hardy.



## Common lantana

*Lantana camara*



Lantana is a rapidly-growing shrub that flowers prolifically with yellow, orange, pink or red clusters of flowers. Originating in Central America, it was a popular, ornamental garden plant.

Lantana is a Weed of National Significance. It is regarded as one of the worst weeds in Australia because of its invasiveness, potential for spread, and economic and environmental impacts. Lantana spreads by both abundant seed in berries and layering, forming dense, impenetrable thickets that take over native bushland and pastures on the east coast of Australia.

Common lantana has not established in native vegetation or grazing land in SA, however some gullies in the high-rainfall parts of the Mount Lofty Ranges may provide suitable habitat for it.



## Compact grevillea species and cultivars

*Grevillea species and cultivars*



Highly ornamental but hardy native foliage plants that attract nectar eating birds and insects. Plant the compact grevilleas singly for contrast or grouped as an informal hedge or barrier up to 1m in height depending on variety. Grevilleas need full sun and well-drained soil to thrive and respond to heavy pruning to create dense growth.

They require only minimal supplementary water over summer and tolerate moderate frosts. Grevilleas are sensitive to phosphorus and require native fertiliser. Popular cultivars include 'Robyn Gordon', 'Winparra Gem' and 'Superb'.



## Crowea

### *Crowea* species and cultivars

Photo: Gondwana Landscapes & Consultancy and State Flora



A highly ornamental but hardy flowering low native shrub ideal for mass planting for high impact when in flower. Croweas can be used as a background or understorey in mixed beds. They have aromatic foliage and flowers that will attract native bees and butterflies to your garden. Croweas prefer well-drained soils and some root protection with mulch or groundcover planting and

require some supplementary water through summer. Moderate tolerance to frost and coastal exposure. Some popular cultivars include 'Festival', 'Edna Walling' and 'White Star'.



## Emu bush

### *Eremophila glabra*, *E. maculata* and cultivars

Photo: Gondwana Landscapes & Consultancy and State Flora



A highly ornamental and hardy ground cover for verges and embankments.

Low-growing mounding forms can be used as a living mulch to suppress weeds and stabilise soil whilst the taller forms can be used as a hedge or windbreak. Eremophilas require good drainage and are drought and fire tolerant. Cultivars are available in

a variety of flower colours. The tubular flowers attract native nectar eating birds and insects from spring through to autumn. Responds well to pruning to maintain dense growth. A popular cultivar is *Eremophila maculata* 'Apricot Delight' (pictured).



## White correa

### *Correa alba*

Photo: Gondwana Landscapes & Consultancy and State Flora



Hardy flowering native shrub to 1.5m with blue-grey foliage and attractive russet new growth. Responds well to pruning, plant singly for contrast, grouped as an informal low hedge (0.6 to 1m) or pruned to form sculptural bun shapes. Prefers well-drained soils in semi-shaded or understorey locations. Tolerates drought and moderate frost.

The white flowers attract nectar eating native birds in autumn through to spring.

Another suggested alternative: *Browallia* (*Streptosolen jamesonii*)



## Cotoneaster

*Cotoneaster species*

Photo: Delwyn Thomas



These common shrubs grow from prostrate to 4m and were commonly used as hedging plants due to their vigorous nature. They produce clusters of white flowers during spring and summer followed by red berries which hang on the branches for months after flowering. These plants have become widespread weeds in bushland and farming

land. Prostrate forms sold as ground covers or rockery plants do not appear to be invasive.

Birds eat berries and disperse the seeds in their droppings, allowing cotoneasters to spread into native vegetation.



## Firethorn

*Pyracantha species*

Photo: Delwyn Thomas



Vigorous evergreen shrubs to 4m high that produce prolific clusters of white flowers followed by red, orange or yellow berries. These species were commonly planted as hedges. *Pyracantha* and *Cotoneaster* species are often confused with each other. *Cotoneaster* species are similar but lack thorns.

Birds eat berries and disperse the seeds in their droppings, allowing firethorns to spread into native vegetation.



## Hawthorn

*Crataegus monogyna* and *C. sinaica*

Photo: Grandpa David [CC by 3.0, via Wikimedia Commons]



Hawthorns are large deciduous shrubs or small trees to 10m tall, with deeply lobed wedge shaped leaves to 4cm long. The flowers are 1cm across and white or slightly pink with many red stamens, and sit in clusters. They are followed by shiny, red, berry-like fruits (haws) about 1cm long ripening to red.

Birds eat the haws and disperse the seeds in their droppings, allowing hawthorns to spread into native vegetation.





## Flowering crabapples

*Malus hybrids and cultivars*

Photo: Fleming's Nurseries



Decorative, deciduous, highly ornamental, medium size trees grown for their prolific spring blossom and persistent, showy red crab apples in autumn and winter. Flower colours range from white to deep cerise and reddish-purple. They are often used as feature trees, in avenue plantings and provide wonderful summer shade.



## Bottlebrush

*Callistemon cultivars e.g. 'Kings Park Special'*

Photo: Immij Greenlife



A small bushy Australian native tree to 5m high with attractive weeping branches and grey-green leaves. Deep red bottlebrush flowers are grouped together in bunches and produce a spectacular display. There are many other bottlebrushes to choose from which produce bright red flowers and attract and feed native honeyeaters. Ask at your local garden centre for the best cultivars for your garden.



## Camellia

*Camellia sasanqua*

Photo: Lorna Rose



These hardy, evergreen shrubs are available in a wide range of heights, colours and forms. Single and double blooms in light to deep pinks, white, red and many bi-colours are available. Choose from sun hardy or shade tolerant varieties. They are frost and drought tolerant once established and are suitable as a container, hedging or specimen plant. Seek advice at your garden centre for the best camellias for your garden.

Additional suggested alternatives: sweet bursaria (*Bursaria spinosa*), large grevillea cultivars (eg. 'Honey Pots'), red leaf photinea (*Photinia x fraseri* 'Robusta'), purple hop bush (*Dodonea viscosa purpurea*), abelia (*Abelia grandiflora*)



Photo: Fleming's Nurseries



## Golden-leaved black locust

*Robinia pseudoacacia*

This deciduous, spreading tree to 15m has dense, drooping clusters of fragrant, pea-like, white flowers appearing in spring. The trunk has rigid and furrowed bark and the luxuriant leaves are golden-yellow when young and turn orange-yellow in autumn. It is widely used as a street tree and shade tree due to its vigorous growth and tolerance to extreme soil conditions. The Mop Top Robinia (*Robinia pseudoacacia* 'Umbraculifera') is a standardised form.

### HOW IT SPREADS

- They are prone to suckering. This happens because the variety is grafted onto a vigorous understock, *Robinia pseudoacacia*, also known as the false acacia. The false acacia can grow to 20m. It is a deciduous tree with green compound leaves and sharp thorns.
- If its roots are damaged (for example by a mower, whipper snipper or by digging) or if the roots hit an obstacle, such as a heavy clay soil or garden edging, they will produce suckers. This characteristic is retained when the tree is used as an understock.
- The hard-coated seed may also be spread long distances in soil, water or occasionally by animals.



Photo: Nursery & Garden Industry of South Australia



## Honey locust

*Gleditsia triacanthos*

Native to eastern North America, the typical form of this species has been cultivated in Australia mainly as a fodder tree. The tree is deciduous, to 10m, and the flowers are dull yellow in short racemes. Numerous thornless cultivars based on *Gleditsia triacanthos forma inermis* have also been widely grown as ornamental garden and street trees.

The tree spreads by both suckering and seeds. The seeds are spread by animals that eat the pods and also by water as the seeds float. Honey locusts spread rapidly and if not controlled can form dense thorny thickets, smothering other vegetation and precluding access, particularly along creek lines. There are a number of almost seedless ornamental cultivars available such as 'Sunburst' and 'Shademaster', however suckering can still be a problem with suckers emerging in neighbouring properties, especially if roots are disturbed.



Photo: Fleming's Nurseries



## Liquidambar 'Rotundiloba'

*Liquidambar styraciflua* 'Rotundiloba'

This deciduous tree is an ideal specimen tree for large open spaces such as parks and gardens. Growing to 13m high, it is noted for its yellow to burgundy-red autumn colour. Performs best in a moist full-sun position.



## Mudgee wattle

*Acacia spectabilis*



A popular small native acacia from Queensland and New South Wales. It grows 2m to 4m high by 2m to 3m wide. Useful as a feature tree, it flowers prolifically over winter and spring. An easy to grow tree tolerant of drought and heavy frost, it will grow in loam and clay soil and is

unfussy about soil pH. A prostrate form is also available.



## Mop top maple

*Acer platanoides* 'Globosum'



A dense, symmetrical and formal round-headed deciduous small tree to 5m high by 4m wide. Leaves turn golden-yellow in late autumn, the young foliage in spring is bronzy-green. It is a robust and ideal street tree where space and height are limited and requires little or no

pruning to hold its shape. Once established it is relatively drought tolerant. An excellent alternative to mop top robinias.



## Chinese pistachio

*Pistacia chinensis*



This small tree from China is grown mainly for its spectacular red and orange foliage in autumn. The Chinese pistachio reaches 5 to 8m high by 6 to 8m wide. Its fresh green foliage and compact size make it suitable for a variety of gardens as a

feature tree. It does best in moist, well drained soils including lime. Once established the trees are drought and frost tolerant.



## Crepe myrtle 'Natchez'

*Lagerstroemia indica x fauriei* 'Natchez'



A popular tree to 8m by 6m with a slightly weeping habit. This form has an abundance of white flowers from mid-summer to autumn, reddish foliage in autumn, and one of the features of the crepe myrtles, attractive peeling bark which develops after a few years. It is

moderately fast growing, suitable for a range of growing conditions including heat and dryness, although it needs to be well watered during establishment. Resistant to powdery mildew it makes a splendid feature tree for parks, driveways and avenues.

Additional suggested alternatives: Chinese redbud (*Cercis chinensis*), forest pansy (*Cercis canadensis*), tuckeroo (*Cupaniopsis anacardioides*)



## Goat willow

*Salix* × *calodendron*, *S. caprea*,  
*S. cinerea*, *S. reichardtii*



Goat willows are small deciduous trees to 10m tall that have been grown for the fluffy male flower clusters (pussy willows). There are several trunks from ground level and dense branching with grey or greenish bark. The leaves are oval, soft, sometimes felted with hairs and wavy edges. Buds are brown and pointed, opening in winter to reveal flowering catkins which are

either all male or female on a plant, followed by new leaves. The seeds are tiny with the fine cottony hairs.

Willows colonise stream banks in areas such as the Adelaide Hills where they exclude native vegetation and can block the stream, preventing access and slowing the escape of flood water.



## Black wattle, willow wattle, Broughton willow

*Acacia salicina*

Photo: Mark Marathon [CC BY-SA 3.0],  
via Wikimedia Commons



A versatile ornamental wattle, useful for inland gardens. An excellent windbreak plant due to its bushy habit. This acacia does have a tendency to sucker which makes it good for erosion control but not an appropriate choice for streets, driveways or narrow spaces. The willow wattle is indigenous across much of South Australia.



## Bower wattle

*Acacia cognata*

Photo: Nursery & Garden Industry  
South Australia



The bower wattle is a fast-growing, attractive 4m to 10m tall tree with a weeping habit suitable for screening. It has decorative lush foliage with 4m to 6m spread and will fit well within large gardens of native, exotic, oriental or tropical styles. Requires good drainage and once established, these acacias are moderately dry tolerant. Tolerates

light frost. The dwarf cultivar 'River Cascade' is more appropriate for smaller gardens reaching 1.2m to 3.6m high.



## Snow in summer, narrow-leaf paperbark

*Melaleuca linariifolia*

Photo: Gondwana Landscapes &  
Consultancy and State Flora



A fast growing, small melaleuca growing to 5m to 7m tall and 3m to 5m wide from coastal New South Wales and Queensland. Plant in full sun to get the best effect of the snow-like covering of white flowers. Can be grown as a screen or windbreak. Prune after flowering. Provides habitat for local

wildlife. Tolerates moderate frost and requires some moderate supplementary water over periods of dry heat.

Additional suggested alternatives: Moonah or dryland tea-tree (*Melaleuca lanceolata*), weeping myall (*Acacia pendula*), willow myrtle (*Agonis flexuosa* cultivars eg. 'Jervis Bay', 'After Dark' or 'Burgundy'), weeping paperbark (*Melaleuca leucodendra*)



## Spanish Heath , berry heath

including *Erica lusitanica*, *E. baccans*,  
*E. arborea*

Photo: Jackie Miles



These fast-growing long-lived erect woody shrubs grows to 2m high. They are densely covered in green needle-like leaves and produce masses of pendulous pink-white flowers between the leaves singly or in clusters. They can produce millions of tiny seeds that can rapidly spread along roadsides and drainage lines via water, wind and machinery invading coastal woodland, grassland, heathland, forests and riparian vegetation. Berry heath (*Erica baccans*) is a new invader of bushland in the Mt. Lofty Ranges.

### HOW IT SPREADS

- Tolerates drought, grazing, slashing and trampling.
- Roots readily sucker and spread.
- Seeds spread by wind, water, soil, machinery and dumped garden refuse.
- Seeds remain viable in the soil for many years.





## Paynes thryptomene

*Thryptomene saxicola* 'Paynes Hybrid'

Photo: Immij Greenlife



A small, hardy, evergreen shrub to 1m that has aromatic foliage. It has masses of dainty, pale-pink flowers which are borne along branches throughout winter and spring. Ideal in cottage gardens and as an informal hedge. Sought after in floral arrangements.



## Eriostemon

*Philotheca myoporoides* (syn. *Eriostemon myoporoides*)

Photo: Immij Greenlife



This hardy shrub grows to 2m high. Its mid-green leaves are pleasantly aromatic when crushed. Pale pink buds open to waxy, white flowers in winter to late spring. Grows well in full-sun to part-shade and can withstand extended dry periods once established. It can be used as a hedge and is particularly attractive as cut flowers.



## Correa

*Correa species and cultivars*

Photo: Immij Greenlife



Native evergreen shrub ranging in size from prostrate to medium in size and form. Most correa species flower from winter to spring and are favourites of nectar-seeking birds. Some have bell-shaped flowers while others have tubular flowers with protruding stamens. Many flower colours are available including red, pink, orange, cream and green. Most correas are drought and frost

hardy. They require well-drained soil and prefer full-sun. Some species flower in semi-shade.


Additional suggested alternative: Wilson's honey-myrtle (*Melaleuca wilsonii*), may bush (*Spiraea cantoniensis*), bottlebrush (*Callistemon species and cultivars*), bacon and egg plant (*Eutaxia obovata*), common eutaxia (*Eutaxia microphylla*), grevillea cultivars.

Photo: Department of Primary Industries and Regions, South Australia



## Italian buckthorn

*Rhamnus alaternus*



A hardy, fast-growing evergreen shrub to 4m in height that has been widely used as a garden hedge. The leaves are dark green and leathery, up to 5cm long with finely serrated edges. Seeds are spread by birds into coastal vegetation and forest, where it can form dense thickets by suckering and displacing native shrubs.

Photo: Department of Environment, Water and Natural Resources



## Mirror bush

*Coprosma repens*



This salt-tolerant evergreen shrub to 4m tall was commonly planted on the coast in the 19th and 20th centuries as a windbreak and hedge plant. Leaves are in opposite pairs, oblong and very shiny on the top surface. Half the plants produce orange berries, the others have dangling pale green stamens. Seeds are spread by birds, allowing it to slowly encroach on coastal

vegetation, displacing native shrubs and excluding most ground flora with its dense shade and leaf litter.

No other species or cultivars of *Coprosma* are declared.



## Dwarf lilly pilly

*Syzygium smithii minor*

Photo: Immij Greenlife



A dense-foliaged, medium tree that grows 8 to 10m high by 6m wide. The leaves are glossy green. Flowers are creamy-white in spring–summer followed by fleshy fruits, white to purple in colour. This is an extremely hardy plant that will grow in full-sun to partial shade. It is most often used for hedging and topiary where it can be trimmed to shape. New growth is glossy bronze-red in


colour, maturing to mid-green. Generally considered to be resistant to lilly pilly psyllid.



## Sweet viburnum

*Viburnum odoratissimum*

Photo: Nursery & Garden Industry South Australia



A highly floral, dense, vigorous tall shrub with lustrous leaves that are bronze in new growth turning to a lush green. Grows to 3.5m to 4m tall by 1.5m to 2m wide. Can be used as a background planting, as a screen or hedge. Recommended for its fragrant blooms. Attracts nectar eating birds and insects. Prefers well-drained soils and some afternoon

shade in hotter locations. A popular cultivar is 'Green Emerald'.

NB. The related *Viburnum tinus* is not recommended as it has become invasive in bushland within the Southern Lofty region.



## Mexican orange blossom

*Choisya ternata*

Photo: Nursery & Garden Industry South Australia



A showy shrub that grows 1m to 2m tall with dark glossy green leaves and clusters of white flowers in spring and summer that have a strong orange fragrance. It is quick growing, heat and dry tolerant when established, prefers a sunny position and is frost tolerant to -3 degrees. Choisya is ideal for hedging,

appreciating a prune after flowering to maintain shape, and as a feature plant in the garden.


Additional suggested alternatives: Moonah, dryland tea-tree (*Melaleuca lanceolata*), weeping myall (*Acacia pendula*), willow myrtle (*Agonis flexuosa* cultivars eg. 'Jervis Bay', 'After Dark' or 'Burgundy'), weeping paperbark (*Melaleuca leucodendra*)



## Olives

*Olea europaea ssp. europaea and cuspidata*

Photo: Jackie Miles



Hardy, long-lived, evergreen, small to medium trees which produce green or black fruits. African olives produce small spherical black fruits which are only edible by birds whereas European olives produce green and black oval shaped fruits which are harvested for the production of olive oil and table fruit. Unpicked fruit can be spread by wildlife and the resulting seedlings are extremely invasive. Feral olives impact on native vegetation over large areas of Australia.

### HOW IT SPREADS

- Unviable production trees left to grow wild produce fruit which is not managed.
- Fruit is attractive to and are spread primarily by birds and small mammals.

If you have fruiting olive trees and are not harvesting the fruit then have them removed.



## Olive leaved grevillea

*Grevillea olivacea*

Photo: Immij Greenlife



This vigorous Australian native shrub will grow to a height of 3.5m high by 2m wide. It is a dense screening shrub with grey-green leaves and bird attracting red, orange or yellow flowers from June to October. It prefers a well-drained soil and has a very low water requirement once established. Frost tolerant and suitable in coastal conditions.



## Dwarf photinia

*Photinia glabra* 'Rubens'

Photo: Lorna Rose



A dense evergreen shrub to 5m. New leaves are bright red, showy and mature to dark green. An ideal hedging plant that responds well to pruning. Thrives in full-sun to part-shade.



## Swan Hill olive

*Olea europaea* 'Swan Hill'

Photo: SA DWLBC



This fruitless olive grows to 6m high by 6m wide. It was discovered growing in an orchard near Swan Hill Victoria. It has slender grey-green foliage with a silvery underside. Its small stature and longevity makes it ideal for streets and small gardens. Grows best in full-sun and freely-drained soils.



## Pineapple guava, feijoa

*Acca sellowiana*

Photo: John Zwar



The small tree grows to 4.5m in height and the same across and when well fed and watered, can produce up to 200kg of fruit per year. Prune to develop and maintain shape. They are suited to growing in

large containers. Feijoas are tolerant to drought and salt spray.



## Pepper tree

*Schinus molle*

Photo: Biosecurity SA



An evergreen, willow-like tree up to 15m tall with fibrous bark and branches drooping down to the ground. The leaves hang almost vertically, 8–25cm long and are made up of 10-30 narrow leaflets. Tiny cream 5-petalled flowers in loose hanging panicles are followed by denser clusters of pink shiny berries to 5mm diameter on female trees. All parts of the tree are aromatic with a peppery scent.

Pepper tree has been widely planted as a shade tree in low rainfall areas. The berries are eaten by birds, which disperse the seed into native vegetation. It grows rapidly in its early stages but can be long-lived, surviving droughts and fires. It invades particularly along watercourses and may also sucker to form dense stands.





## Weeping myall

*Acacia pendula*

Photo: SA DWLBC



A pendulous, fast-growing tree with striking blue-grey foliage and furrowed bark. Growing to 12m, it develops inconspicuous, small yellow flower balls during spring. Thrives in an open full-sun position, it is drought and frost tolerant.



## Willow myrtle

*Agonis flexuosa*

Photo: Immij Greenlife



The willow myrtle with graceful, weeping foliage will reach 15m in ideal growing conditions. It has fibrous bark and lance-shaped leaves. The white, 5-petalled flowers are massed along the branches in spring and summer. There are several popular cultivars available including 'Nana', a compact form to about 4m and 'Variegata', a dainty form with variegated foliage.



## Drooping she-oak

*Allocasuarina verticillata*

Photo: Immij Greenlife



This round-headed, small-to-medium-sized bushy tree from south-eastern Australia will grow to 9m high. It is tolerant of sandy, dry soils, and coastal salt spray. Although known as a coastal plant, it also grows successfully on heavy clay soils. It is extremely heat-tolerant and once established will grow with minimal additional irrigation.

Additional suggested alternatives: native willow or black willow (*Acacia salicina*) and mallee eucalypts indigenous to your local area.



## Polygala

*Polygala myrtifolia*

Photo: SA DWLBC



This South African shrub to 2m high is widely naturalised across southern Australia and has become invasive in coastal areas. These shrubs are most readily recognised by their mauve-purple, pea-shaped flowers produced throughout most of the year, predominantly during spring. Flowers develop two-celled flattened seed capsules that ripen from green to papery brown. Whilst the plainer form with greenish lower petals is frequently observed as weedy, the

showier cultivar 'Grandiflora' with larger flowers and purple lower petals has also been observed readily spreading from plantings.

### HOW IT SPREADS

- Seeds are spread by water, birds, ants, dumped garden waste, and even equipment used at the beach, such as surfboards and towels.
- The seeds are long lived and can germinate in heavy shade. Germination usually takes place in autumn, but it can happen at any time providing sufficient moisture is available.

Please note: *Polygala dalmaisiana* 'Dazzler' is a less invasive form of polygala making it a great garden alternative. It is a delightful compact small shrub that grows 1.5m high by 1m wide with striking purple pea flowers for most of the year. It grows best in full-sun to part shade in a well drained position.



## Cocky's tongue

*Templetonia retusa*

Photo: John Zwar



A highly ornamental and hardy foliage plant indigenous to much of South Australia. Cocky's tongue grows 1m to 2m tall by 2m to 3m wide and can be used as a background plant in wider verges or grouped as an informal hedge or barrier. Prune to promote bushier growth or shape to form a hedge. Requires well-drained soils and is suitable for coastal areas. Will grow

in most soil types and requires minimal supplementary watering. Cocky's tongue attracts nectar eating birds and native butterflies.



## Spotted emu bush

*Eremophila maculata*

Photo: Immij Greenlife



This compact, dense shrub grows 0.9m to 2.4m high by 0.9m to 3.0m wide. Tubular flowers appear in the leaf axis from winter through to spring. Flower colour is variable and may be pink, mauve, red, orange or yellow, often with a pale, spotted throat. It grows well in full-sun or part-shade and is mildly frost tolerant. It makes a great screening or hedge plant and responds well to hard pruning. Bird attracting.



## Rock rose

*Cistus x purpureus* 'Brilliancy'

Photo: Botanic Gardens of South Australia



A hardy, 1.2m tall ornamental shrub, the rock rose makes an ornamental mid-level contrast plant in mixed plantings. It tolerates a variety of locations including coastal locations and tolerates periods of drought. It prefers well-drained soils. Rock roses flower profusely over spring attracting butterflies to the garden. Cistus hybrids and cultivars are available in a range of flower colours and forms.



## Geraldton wax

*Chamelaucium uncinatum*

Photo: John Virtue



A small to medium native shrub from Western Australia reaching 1.5m to 2m high with linear, narrow highly aromatic leaves up to 4cm long. The small, pale pink flowers occur profusely in spring through to summer and darken as they age. A highly recommended cut flower, it can be picked in bud or at the full flowering stage. Several colour forms are available including 'Alba' (white), 'Purple Pride' (purple), 'University' (purple-red).



## Radiata pine & Aleppo pine

*Pinus radiata*

*Pinus halepensis*

Photo: Jackie Miles



These hardy, large, evergreen trees have been widely planted in Australia as windbreak and timber trees. Radiata pine, from California, grows to 50m high and is common in high quality plantation areas. Aleppo pine, from the Mediterranean, grows to 20m high and was widely planted as a shade and specimen tree across South Australia. Unfortunately, both species have readily spread into nearby native vegetation. Their large size enables them to dominate all other native plants.

The Aleppo pine is often mistakenly planted in ANZAC memorials instead of the lone pine, *Pinus brutia*. The Canberra War Memorial sells plants that are guaranteed descendants of the original Gallipoli Lone Pine.

### HOW IT SPREADS

- The winged seeds are contained in woody cones from which they are released when ripe and spread by wind. Cockatoos, which eat the seeds, may also carry the cones several kilometres and spread the seeds at great distance from mother plants.
- Self-sown young trees are a very common sight near mature trees. Other pine species may also be as invasive.

Please note: It is desirable to replace the pines with native conifers as exotic conifers do not harbour our native birds and small mammals.



## Drooping she-oak

*Allocasuarina verticillata*

Photo: Immij Greenlife



This round-headed, small-to-medium-sized bushy tree from south-eastern Australia will grow to 9m high. It is tolerant of sandy, dry soils, and coastal salt spray. Although known as a coastal plant, it also grows successfully on heavy clay soils. It is extremely heat-tolerant and once established will grow with minimal additional irrigation.



## Leyland cypress

*Cupressocyparis leylandii* cultivars

Photo: Immij Greenlife




Evergreen, moderately fast-growing coniferous trees that are mainly used for hedging and windbreaks. There are several popular cultivars available including 'Naylor's Blue', with blue-grey foliage and 'Castlewellan Gold' which has golden-yellow young foliage that matures to bronze-green with age. Seek advice at your garden centre for the best cultivar for your garden.



## Strawberry tree

*Arbutus unedo*

Photo: Nursery & Garden Industry  
South Australia



Native to parts of Europe and northern Africa, this small evergreen tree will grow to 8m high. It is grown for its dense canopy of glossy leaves and highly ornamental russet bark which sheds to reveal smooth cream bark beneath.

This species has escaped cultivation as a garden ornamental and is particularly invasive in sclerophyll forests of the Adelaide Hills and urban bushland. The fruits are spread by primarily by birds.


In South Australia, strawberry tree (*Arbutus unedo*) is listed as an invasive garden plant in the Greater Adelaide region and as a problem species in bushland in the Adelaide Hills Council district.



## Blackwood

*Acacia melanoxylon*

Photo: Immij Greenlife



Indigenous to South Australia it is a long lived, erect spreading tree 5m to 30m high. Thrives in a moist sheltered position. The small ball-shaped pale yellow flowers appear in winter through to spring followed by curving pods which split open to shed the seed. It is fast-growing, tolerates drought and can thrive in most soils.



## Heath-leaved banksia

*Banksia ericifolia*

Photo: Gondwana Landscapes &  
Consultancy and State Flora



An attractive, fast growing, bushy shrub growing from 4m to 7m high. It is most useful as a garden feature or screen plant with large striking spikes of yellow to reddish-orange flowers contrasted with small, linear, light-green to greyish-green leaves. Not only is it the most colourful of the eastern banksia species when in flower, it is also one of the best plants for attracting honey-eating birds.

Photo: Gondwana Landscapes & Consultancy and State Flora



## Silver banksia

*Banksia marginata*



A hardy and versatile native suitable for coastal locations. Attracts native birds and insects for food source and habitat. Forms include a dwarf variety less than 1m tall, rounded bushy forms to 4m and straggly trees to 8m. Banksias can be a little difficult to prune. They do respond well to light pruning but too much can result in heavy leaf growth at the expense of flowers or permanent damage. Indigenous to many areas across South Australia and south east of Australia.



Photo: Gardening With Angus

## Blueberry ash

*Elaeocarpus reticulatus* 'Prima Donna'



A beautiful, rainforest tree native to the east coast of Australia. Grows 3m to 15m in height by 3m to 5m wide depending on local conditions. Able to tolerate a variety of soils and conditions. New leaves have a red flush and in spring to summer it produces lovely clusters of ballerina like bell flowers. Tolerates drought, heavy frost and coastal conditions.



Photo: State Flora, DEWNR

## Dwarf SA blue gum

*Eucalyptus leucoxylon* ssp. *megalocarpa*



A compact, silver-trunked gum for smaller native gardens growing 10m high by 5m to 8m wide. Showy red flowers appear in large clusters from autumn through to spring attracting bees. Tolerates periods of drought and moderate frost.





## Sweet pittosporum, native daphne

*Pittosporum undulatum*

Photo: Immij Greenlife



A native east Australian tree that grows 12m high by 7m wide. It has coarse grey bark and glossy green elliptical leaves. The small, white, highly fragrant flowers occur in spring and early summer. Flowers are followed by orange-tan berries in autumn, which can persist for several months. It is a hardy and adaptable plant which can withstand extended dry periods once established.

### HOW IT SPREADS


- It has become very invasive in home gardens and bushland, colonising moist areas such as gullies and areas of disturbed soil. It grows rapidly, quickly competing with native vegetation. Its berries are attractive to birds and can be carried quite far from the parent plant. It has become an environmental weed in high rainfall areas of South Australia.



## Dwarf lilly pilly

*Syzygium smithii minor*

Photo: Immij Greenlife



A dense-foliaged, medium tree that grows 8m to 10m high by 6m wide. Flowers are creamy-white in spring–summer followed by fleshy fruits, white to purple in colour. This is an extremely hardy plant that will grow in full-sun to partial shade. It is most often used for hedging and topiary where it can be trimmed to shape. New growth is glossy bronze-red in colour, maturing to mid-green, lending a lush feel to the garden. Generally considered to be resistant to lilly pilly psyllid.



Photo: Immij Greenlife



## White cloud tree

*Melaleuca bracteata*

An Australian native tree to 9m with fine scented, lime coloured foliage and profuse white flowers appearing in spring–summer. This species tolerates waterlogged soils and moderate frosts.



Photo: Immij Greenlife




## Blackwood

*Acacia melanoxylon*

Indigenous to South Australia it is a long lived, erect spreading tree 5m to 30m high. Thrives in a moist sheltered position. The small ball-shaped pale yellow flowers appear in winter through to spring followed by curving pods which split open to shed the seed. It is fast-growing, tolerates drought and can thrive in most soils.



Photo: John Zwaar



## Evergreen magnolia cultivars

*Magnolia grandiflora* and cultivars

A lush, compact evergreen tree that develops an oval-shaped crown of large, leaves that are rich glossy dark green on the upper side and soft, velvety brown on the underside. The beautiful white, fragrant, saucer-shaped flowers are displayed from summer through to autumn but may also appear throughout the year.

Grows in full sun to part shade preferring an enriched, well drained soil. Keep soil moist in summer and mulch well to cope with dry summer periods. The tree is frost hardy but likes protection from strong winds. A good choice for large tubs and responds well to pruning to maintain a dense habit. The cultivars 'Little Gem' and 'Teddy Bear' are more compact, suited to smaller gardens and hedging.

Additional suggested alternatives: *Sasanqua camellia* (*Camellia sasanqua*), Japanese camellia (*Camellia japonica*)



## Topped lavender

*Lavandula stoechas*

Photo: Immij Greenlife



An erect or spreading, aromatic shrub with silver-grey foliage growing to 1m high by 1m wide. Purple flowers are packed in tight, upright clusters at tips of branches from July to December. Each flower cluster has four to six distinctive flags at the top, usually purple but sometimes pink or white. It occurs as a weed of neglected areas, poor pastures and grassy woodland throughout the Mt Lofty Ranges.

### HOW IT SPREADS

- Seed is spread by water, wind, animals and dumped garden waste.

Please note: Lavenders are valuable, reliable, sought after garden shrubs and are extremely important crops for the perfume, therapeutic, florist, honey, home garden and craft industries.



## Avonview lavender

*Lavandula stoechas x viridis 'Avonview'*

Photo: Immij Greenlife



This vigorous but compact hybrid selection of Italian lavender provides a brilliant display of deep purple flower spikes and aromatic foliage over many months. It grows 0.8m high by 0.6m wide. Ideal for pots, hedging and cottage gardens. It prefers a well-drained soil in full-sun. Responds well to pruning after flowering to maintain shape. Once established it is drought hardy.



## Rosemary

*Rosmarinus 'Blue Lagoon'*

Photo: Delwyn Thomas



A low growing or prostrate form of rosemary to 0.4m high with a mass of lilac-blue flowers from late summer, right through winter and into spring. An aromatic culinary herb and one of the most beautiful and useful ground-covers. It is perfect for mass planting on retaining walls and in garden beds, or as a specimen in a pot. Hardy,

water wise and very well suited to coastal plantings.



## Hummingbird mint, giant hyssop

*Agastache species and cultivars*

Photo: Tupelo Grove Nursery



Elegant spikes up to 1.2m, laden with flowers are held over deliciously fragrant foliage from October to May. Cultivars are available in a variety of colours from apricots, salmons, pinks and blues. A wonderful long-flowering plant forming an airy haze of flowers, complementing many cottage plantings and ornamental borders.

Leaves can be added to summer salads, for a mild lemon-anise flavour. Cut down to the ground in winter to maintain a healthy, compact bush. An excellent plant for attracting birds, bees and beneficial insects to your garden. A popular cultivar is 'Sweet Lili' (pictured).

Additional suggested alternatives: native scurf pea (*Cullen australasicum*), emu bush (*Eremophila drummondii* compact form)



## Cootamundra wattle

*Acacia baileyana*

Photo: Lorna Rose



This very popular Australian native garden wattle is invasive outside its natural region of south west NSW. It has fine silvery-grey feathery foliage and soft balls of golden-yellow flowers. This species can cause 'genetic pollution', being able to hybridise with other indigenous

species, such as the endangered downy wattle (*Acacia pubescens*), putting it at further risk of extinction.

### HOW IT SPREADS

- The seeds are carried by ants, small mammals and humans and are very long lived in the soil.
- It has a high rate of germination especially after a bush fire or soil disturbance.



## Sallow, Sydney wattle

*Acacia longifolia ssp. longifolia*

Photo: Immij Greenlife



This species grows to 4m high with a distinctive grey bark with mid green lanceolate leaves. This wattle is native to NSW and Victoria and flowers in late winter with masses of golden-yellow blooms.

### HOW IT SPREADS

- Produces masses of seed pods that ripen on the tree and disperse with the help of birds, ants and small native mammals.
- It regenerates well both from seed and suckers, enabling it to spread rapidly.



## Golden wreath wattle

*Acacia saligna*

Photo: Fagg, m - ANBG



This Western Australian native medium-sized shrub grows to 10m high by 6m. It is fast-growing and was widely used in parks, revegetation and for erosion control. Pendulous branches are often blue-grey in colour when young. Bright

yellow to orange flowerheads borne profusely in late winter –early summer develop into smooth brown pods.

### HOW IT SPREADS

- Produces masses of seed pods that ripen on the tree and disperse with the help of birds, ants and small native mammals.
- It readily reproduces by root suckers

Other wattles to avoid growing are red-eyed wattle (*A. cyclops*) and Flinders Ranges Wattle (*A. iteaphylla*).



## Golden wattle

*Acacia pycnantha*

Photo: Immij Greenlife



A small to medium height, upright evergreen tree with large foliage and strongly scented golden ball-shaped flowers from August to October. A gland at the base of the leaf-stem provides food for nectar-eating birds. It grows well in full sun to part shade on most soil types if good drainage is available. This tree can grow quickly once it is established and will be ideal for screening fences, sheds or just quick shade.



## Mallee golden wattle, notable wattle

*Acacia notabilis*

Photo: SA DWLBC



This South Australian wattle grows 3m to 6m high by 3m to 7m wide. It has a shrubby habit and develops golden-yellow flowers in winter and early spring. It will tolerate clay, sandy and alkaline (lime) soils and is frost and drought tolerant. Plant in full-sun to semi-shade and prune to shape if necessary. Bird attracting.



## Wirilda, swamp wattle

*Acacia retinodes*

Photo: Bill Leithhead



A tall, hardy shrub or small tree growing to 8m in height. This SA native thrives in poorly drained soils in a sunny position. Globular yellow-lemon flowers appear from December to January.

Additional suggested alternatives: varnish wattle (*Acacia verniciflua*), coastal wattle (*A. longifolia* var. *sophorae*), gold dust wattle (*Acacia acinacea*), myrtle wattle (*Acacia myrtifolia*)



## White weeping broom

*Retama raetam*

Photo: SA DWLBC



A shrub to about 3m tall by 6m wide. Plants are grey-green with slender, drooping branches and tiny leaves. Flowers are white, pea-like and fragrant. A similar looking closely related species, White weeping broom (*Retama monosperma*), is a popular garden plant in Australia and also a potential weed. White weeping broom is spreading on the Yorke and Eyre Peninsulas and eastern Mt. Lofty Ranges.

### HOW IT SPREADS

- Each plant produces thousands of long-lived seeds.
- It is very drought-tolerant making it a serious threat in dry regions and during drought years.





## Geraldton wax

*Chamelaucium uncinatum*

Photo: John Virtue



forms are available including 'Alba' (white), 'Purple Pride' (purple) and 'University' (purple-red).

A small to medium native shrub from Western Australia reaching 1.5m to 2m high with linear, narrow highly aromatic leaves up to 4cm long. The small, pale pink flowers occur profusely in spring through to summer and darken as they age. A highly recommended cut flower, it can be picked in bud or at the full flowering stage. Several colour



## Callistemon wilderness white

*Callistemon 'Wilderness White'*

Photo: Gondwana Landscapes & Consultancy and State Flora



Ideal for low-maintenance screens or hedges, this callistemon bears large white bottlebrush flowers in spring, irresistible to native birds. Grows to 3m tall and 2m wide. Pruning will promote flowering in this hardy, sun-loving shrub.



## Christmas bush

*Bursaria spinosa*

Photo: Corinne Hample - Mallee Native Plants



Indigenous to many areas across SA. *Bursaria spinosa* forms a hardy ornamental feature tree, informal hedge, screen or barrier in low traffic areas due to its prickly foliage. Growing 2m to 4m by 1m to 3m, the Christmas bush responds to pruning. Will attract butterflies to your garden.

Additional suggested alternatives: white plume grevillea (*Grevillea leucoptervis*), South Australian swamp paperbark (*Melaleuca halmaturorum*), dryland tea tree (*Melaleuca lanceolata*)

## Climbers & Groundcover Plants



### Asparagus ferns (excluding foxtail fern)

*Asparagus aethiopicus*, *A. africanus*,  
*A. plumosus*, *A. scandens*

Photo: SA DWLBC



Multi-branched prostrate and/or climbing herb from the lily family that form a dense underground mat of rhizomatous roots. The fern-like branches grow to 0.6m high and up to 2m wide with a covering of small sharp spines. These natives from South Africa have small white-pink clusters of flowers in late summer which ripen to bright red, orange or black fruits.

#### HOW IT SPREADS

- By dumping of garden waste. The seeds are readily dispersed by birds and small mammals.


Asparagus species are highly invasive environmental weeds. Seven asparagus species are listed as Weeds of National Significance, including bridal creeper (*Asparagus asparagoides*), a declared Weed of National Significance. These 'ferns' overtake natural species by developing dense thickets that deprive other plants of light and nutrients as well as destroying habitat. The most effective means of removal is to dig out the growth crown which lies just below the soil surface.

NB: It is safe to grow the foxtail fern (*Asparagus densiflorus* 'Myersii') ask at your local garden centre.



## Dwarf bower wattle

*Acacia cognata* 'Limelight', 'Fetuccini', 'Bower Beauty', 'Green Mist', 'Cousin Itt' and 'Freefall'



The compact cultivars of the bower wattle have outstanding decorative lush lime foliage with a mounded weeping habit. They provide year round ornamental value for small gardens, particularly cascading over embankments, retaining walls and pots on terraces and courtyards. They will fit well within native, exotic, oriental or tropical garden

styles. They require good drainage and once established, these acacias are moderately dry tolerant. Tolerant of light frost.



## Grevillea nudiflora

*Grevillea nudiflora prostrate*



Cascading plant or ground cover for rockeries, walls, embankments and verges. Growing 30cm to 50cm high and 1.5m wide, this grevillea makes an attractive living mulch, suppressing weeds and stabilising soil. Suitable for undershrub plantings and coastal locations. Responds well to hard pruning. Flowers orange-red to purplish-red. Attractive to native birds and insects for food and habitat.



## Chinese star jasmine

*Trachelospermum jasminoides*



This evergreen twining climber from China has dark, glossy foliage and masses of small, highly fragrant starry-white flowers in summer. Initially it can be slow-growing, however becomes vigorous with age and can be trained and pruned to form a narrow hedge. Variegated leaf forms 'Tricolor' and 'Variegatum' are also available.

Additional suggested alternatives: *Acacia pravissima* 'Kurunga Cascade' or *Grevillea* 'Poorinda Royal Mantle'.



## Bluebell creeper

*Billardiera fusiformis*, *B. heterophylla*

Photo: Immij Greenlife



Formerly known as *Sollya heterophylla*. A vigorous, evergreen, West Australian native plant growing to a height of 4m. It may be a dense shrub or a climbing plant. Dainty drooping clusters of blue or white flowers are mainly carried in spring and summer, producing fleshy, green cylindrical berries that darken with age.

### HOW IT SPREADS

- This species produces copious amounts of seeds which are eaten by birds and foxes and spread in their droppings. It can smother native ground covers and shrubs and can invade adjoining bushland.



## Dolichos pea

*Dipogon lignosus*

Photo: William M. Ciesla, Forest Health Management International, via bugwood.org



Dolichos is a woody creeper that was often planted to cover backyard outhouses in the last century, hence the common name of dunny vine. The stems are wiry and develop a woody base. Leaves have three stalked leaflets. The flowers are like small wisteria flowers, mauve-pink in racemes to 20cm long. They are followed by flattened pods to 5cm long, each with four to six hard round seeds. Dolichos persists at old

garden sites and has been spread by the dumping of garden waste. It invades many types of vegetation from coastal dunes to forest margins where it can collapse trees with its weight and forms a dense smothering cover that prevents regeneration.

### HOW IT SPREADS


- Reproduces by seed which can remain dormant for several years. The seeds are often bird dispersed and can be spread in dumped garden waste.



## Edna Walling blue bells™

*Billardiera heterophylla x parviflora*

Photo: Australfora



This sterile form of the popular Bluebell creeper is a small dense shrub that will twine along posts or walls. It has small blue flowers in summer and thrives in full-sun or light shade in freely draining soils. Ideal for containers, this form cannot set fertile seed so is a safe alternative.



## Native sarsaparilla

*Hardenbergia violacea* 'Happy Wanderer'

Photo: Immij Greenlife



This is a vigorous, popular and generally hardy Australian native plant that grows to about 1m by 1m. The pea shape flowers appear in late winter and early spring and are violet in colour. It can be used as a ground cover and will climb on a support. It prefers an open sunny position. Pink and white flowering cultivars are also available.



## Native wisteria

*Hardenbergia comptoniana*

Photo: Immij Greenlife



A hardy, vigorous, evergreen, native climber that produces profuse small, blue, pea shape flowers in July, August and September. Flowers tend to be purple, however lilac-pink and white varieties are also available. Great for training over fences and suitable in semi-shaded positions.

Another suggested alternative: sweet apple-berry (*Billardiera cymosa*)



## English ivy

*Hedera helix*

Photo: Lorna Rose



A widely planted ornamental, this species was unsuspectingly used to cover brick walls, sheds or was used as a ground cover beneath trees. It is extremely hardy and can survive in full-sun to shade. Easily distinguished by its dark green lobed leaves. Without pruning control, it smothers everything, debilitates trees and sets large quantities of seed.

### HOW IT SPREADS

- Tenacious and invasive aerial roots cling to trees smothering the bark. Trailing stems will easily take root and spread along the ground. When the plant is allowed to mature to the shrubby adult form, the small umbels of white flowers are followed by a prolific amount of blue-black berries which are quickly spread by birds. Aerial roots may destroy mortar joints on walls.
- Clippings easily take root when dumped on unused ground or in bushland areas.



## Periwinkle

*Vinca major*

Photo: Immij Greenlife



This spreading perennial ground cover to 50cm was widely cultivated because of its dense green foliage and small blue flowers. It has spread and successfully established in moist and damp areas such as wet gullies and creek banks. It forms dense mats suppressing all other plants. A variegated form may also be invasive.

### HOW IT SPREADS

- Although it does not produce seed in Australia, it spreads by runners and by fragments carried in water or in relocated soil.
- The spread of this plant has been aided by gardeners who have dumped cuttings into the bush.



## Japanese star jasmine

*Trachelospermum asiaticum*

Photo: Immij Greenlife



This twining, evergreen climber with dark green, glossy leaves can be grown as a ground cover plant. It is covered with masses of lightly fragrant, small white flowers from summer through to mid-autumn. It will grow in semi-shade or full-sun in a wide range of soils.



## Grevillea

*Grevillea* species and cultivars

Photo: Immij Greenlife



Among the highly recommended varieties are 'Royal Mantle', 'Bronze Rambler', 'Bedspread' and 'Gin Gin Gem'.

All are fast-growing ground cover plants ideal for mass planting and covering of large areas. The red toothbrush flowers occur in spring and autumn. These species grow to about 0.3m high by 2m across and are frost tolerant. Grown as 'living mulch', they will trail over banks or walls and attract nectar-feeding birds. Mass planting is highly recommended.



## Chinese star jasmine

*Trachelospermum jasminoides*

Photo: Lorna Rose



This evergreen twining climber from China has dark, glossy foliage and masses of small, highly fragrant starry-white flowers in summer. Initially it can be slow-growing, however it becomes vigorous with age. Variegated leaf forms 'Tricolor' and 'Variegatum' are also available.



## Convolvulus

*Convolvulus sabatius*

Photo: Immij Greenlife



An attractive evergreen perennial with a spreading prostrate habit. Leaves are green, soft in texture with funnel form flowers in blue to violet appearing in late spring to autumn. Suitable as a ground cover, spill-over plant in rockeries and is ideal in large containers or hanging baskets. Reaching a height of about 20cm, it will spread to 2m wide. Prefers a moist well-drained site and is frost tolerant.

Additional suggested alternatives: kangaroo vine (*Cissus antarctica*), native sarsparilla prostrate pink (*Hardenbergia violacea prostrate*), rosemary (*Rosmarinus prostrate* varieties), gum vine (*Aphanopetalum resinosum*)





## Gazania

*Gazania* all species

Photo: Ramm Botanicals



A favourite of gardeners living in coastal areas because of their bright, sunny, daisy style flowers and their ability to withstand coastal conditions. Older varieties are considered very invasive, particularly in residential areas near coastal and mallee environments where they will spread along roadsides from seeds blown by wind and dumped garden waste, displacing native ground flora.

### HOW IT SPREADS

- Deliberate planting on roadsides and foreshores.
- Produces abundant seeds that are spread by wind.
- Dumping of garden waste.
- Some forms also spread by runners particularly in sand.

Avoid any seed grown plants specifically *Gazania linearis* and *Gazania rigens*.

Please note:

It is safe to grow the new sterile Gazania cultivars listed below. They have been specially bred as non-invasive and drought tolerant with improved growth habit, foliage, flower colours and size without viable seed set. Look for these new improved sterile varieties of Gazania at your local garden centre.



## Gazania exempted cultivars

*Gazania* 'Double Gold', G. 'Montezuma' and G. 'Sunset Jane'

Photo: Ramm Botanicals



Montezuma™



Sunset Jane™



Double Gold™



## Cut leaf daisy

*Brachyscome multifida* and cultivars

Photo: Immij Greenlife



These delightful Australian perennials come in a range of colours such as yellow, pink, mauve, pale and deep blue as well as a range of compact cultivars flowering from late winter to autumn. These daisy plants, with their delicate flowers and soft feathery foliage, are surprisingly hardy and are an excellent addition to a water-wise garden. Thrive in full-sun and will tolerate frost.



## Ruby saltbush

*Enchylaena tomentosa*

Photo: Sustainable Landscapes Project



Native to South Australia, this low-growing shrub will grow to 1m high by up to 2m wide. It is a fast-growing, very hardy grey-leaved succulent that readily self seeds. It produces edible yellow or red berries and is frost hardy.



## Fan flower

*Scaevola* species and cultivars

Photos: Ramm Botanicals



An Australian native ground cover with prolific flowering of mauve, purple or white fan shaped flowers from mid-winter onwards. Most species require good drainage and thrive in full-sun. A fast-growing, dense ground cover, it grows 0.2m to 0.3m high by 1.5m to 2m wide.

Additional suggested alternatives: round-leaved pig face (*Disphyma crassifolium*), ruby saltbush (*Enchylaena tomentosa*), pigface (*Carpobrotus rossii*)

# Grasses and grass-like plants



Photo: Macprint Floraprint

## Fountain grass

*Cenchrus setaceus*



A tall perennial grass, forming tufts to 1m high. Arching, thin, leathery leaves 20cm to 30cm long with prominent veins running lengthways. Flowers are small and occur in pink or purple, bristly, upright spikes at the ends of bamboo-like canes. Fruit are small and dry with long, showy bristles.

### HOW IT SPREADS

- Seeds are readily spread by people, wind, animals and water. It is commonly seen along roadsides, displaces natives and increases fire risk.



Photo: Stan Shebs, licensed under CC BY-SA 3.0

## Mexican feathergrass

*Nassella tenuissima*



A fine-leaved perennial tussock grass is a popular ornamental grass in Europe. In Australia, it has occasionally been planted when mistaken for a native *Austrostipa*. The leaves grow to 20cm long but the finely branching seed heads are on stems up to 1m tall.

### HOW IT SPREADS

- Each seed has a sharp point and a long twisting awn enabling it to be carried on livestock, vehicles or hay.
- If Mexican feathergrass became established in SA it would invade native grasslands and compete with pastures, reducing their productivity as it is poor forage.



Harry Rose, licensed under CC BY 2.0

## Coolatai grass

*Hyparrhenia hirta*



A coarse summer-growing tussock to 1.5m high, this grass has flat tough leaves to 5mm wide. The seed heads consist of several V-shaped pairs of spikes on reddish stems. Each seed is densely hairy with a fine curved awn. It degrades pastures and native

grasslands in other States and is now established in SA.

### HOW IT SPREADS

- Mistaken planting when misidentified as a native grass such as kangaroo grass.
- Seed carried on livestock, vehicles and in hay.



## 'Purple fountain grass'

*Pennisetum advena* 'Rubrum'

Photo: Colounwise Nursery



This sterile hybrid is a showy and popular ornamental perennial grass. It grows rapidly in dense clumps of burgundy coloured foliage up to 1.5m high with arching purple-pink flower plumes in summer. The foxtail-like blooms are displayed above the foliage in warm weather. A very hardy grass species that can tolerate periods of drought and light frosts.



## Spiny mat rush

*Lomandra longifolia* 'Tanika' and other cultivars

Photo: Nursery & Garden Industry South Australia



An evergreen, improved compact fine leaf form of lomandra growing 50cm to 60cm high and 65cm across. This low maintenance plant produces small yellow flowers from April to October. It makes an attractive fresh green accent plant in mixed groupings with shrubs or other grasses, as a feature plant in open landscapes or planted en

masse in borders or verges. The rush attracts birds and butterflies. Requires well-drained soils.



## Common tussock grass

*Poa labillardieri*

Photo: Nursery & Garden Industry South Australia



*Poa labillardieri* is a perennial cool season grass bearing beautiful fine greenish/blue foliage with an upright to arching form. Depending on aspect and soil, *Poa labillardieri* grows from 30cm to 80cm tall. Delicate plume like flowerheads in spring to summer extend above the foliage up to 1.2m. *Poa* is ideal

for softening hard surfaces and for colour contrasting with other plants. *Poa* grows in full sun but prefers up to 50% shade and is suited to mild coastal conditions. Inland it will handle dry and cold to -10°C with heavy frost. Trim back foliage in April every year to approx 20cm to 30cm above the ground to remove last season's foliage. A popular cultivar, used extensively in public landscapes is 'Eskdale'. 'Suggan Buggan' is an elegant cultivar with a more upright form.

Additional suggested alternatives: elegant spear grass (*Austrostipa elegantissima*), soft spear grass (*Austrostipa mollis*), switch grass (*Panicum* cultivars such as 'Rubrum' and 'Heavy Metal'), lemon grass (*Cymbopogon ambiguus*), wallaby grass (*Rytidosperma fulvum*), kangaroo grass (*Themeda triandra*).



## Pampas grasses

all *Cortaderia* species



Pampas grasses form tussocks up to 3m high with grey-green drooping leaves 2m long with very sharp edges. The flowering heads are dense, feathery and silver-white or sometimes dull pink at first, held above the leaves on reed-like stems. The forms with only male flowers planted in the 19th century could not move far from gardens. But the recent introduction of

seed-producing forms threatens invasion of waterways, forestry plantations and native vegetation, where pampas grass displaces other vegetation and prevents access.

### HOW IT SPREADS

- Deliberate planting on properties and roadsides.
- Garden waste dumping.
- Seed producing forms rapidly spread by wind and runoff water.



## Giant reed

*Arundo donax*



Commonly called 'bamboo' in SA, this perennial grass to 4m tall looks like similar to phragmites reed, only bigger. The stems are woody like bamboo, with leaves in two ranks along most of their length. The flowering heads are dense white plumes at top of stems, but never produce seed. There are also forms with green/yellow striped leaves. Once planted, giant reed is persistent.

### HOW IT SPREADS

- It can be spread into native vegetation along streams by waste dumping, and floods can move it downstream into wetlands.



## Giant Chinese silver grass

*Miscanthus giganteus*

Photo: Tupelo Grove Nursery



This is a grass of monstrous proportions, forming very tall clumps of green leaves, their tips arching gracefully in layers. Useful as a living screen, bearing soft-pink plumes in autumn. The corn-like stalks turn creamy tan in winter. Clumps are large, but well behaved and not invasive. Lower leaves have a tendency to wither in late summer, so planting something tall in front is recommended. Plants enjoy moisture, and are even happy growing beside water, however they

also tolerate moderate drought conditions. Trim back to the ground in early spring.



## Running bamboos

*Phyllostachys and Sasa species*



Planted as a privacy screen or in tropical-themed gardens, spreading bamboo is extremely invasive in a range of climates. It easily escapes its intended placement and spreads to form an impenetrable network of roots and heavy leaf litter.

### HOW IT SPREADS

- Running bamboo spreads rapidly. It can produce erect shoots from the entire length of its rhizomes (underground stems), resulting in many loosely clumped shoots over large areas, even spreading under fences into neighbouring properties. It can also be spread through rhizome fragments in dumped garden waste.



## Slender weavers bamboo

*Bambusa textalis var. gracilis*



With its tall straight manner, graceful leaves and ever changing green/blue-hued culms this is a stunning clumping bamboo. Gracilis is also an extremely fast grower to 5m to 6m and, with adequate moisture, will grow in a wide range of situations including coastal areas.

Gracilis can be used as a large screening plant for privacy against the double story next door or planted in a small courtyard as a specimen. This is one of the best varieties to manipulate to the form you want; keep it as a lush blanket of foliage, prune to the required height or cut and remove most of the culms for a minimalistic look. A ladder is not required to prune: simply grab hold of a culm at head height, pull it down and cut to the desired height, let it go, and it will spring up more vertical than before.





## Alphonse Karr bamboo

*Bambusa multiplex 'Alphonse Karr'*

Photo: Jungle in Willunga



Probably the best looking of the smaller screening bamboos with pink shoots becoming green-striped with yellow culms. The colour deepens with age. Responds well to pruning and at 2m to 4m, is suitable for many urban landscapes as either a dense screen or feature plant. Hardy, easy to grow, handles most conditions, even high winds and sea air. Alphonse Karr is suitable

for a small area if maintained and pruned. 'Alphonse Karr' is a gross feeder requiring a heavy feed of high-nitrogen fertilisers or chicken manure monthly during the growing season.

*Bambusa multiplex 'Goldstripe'* is another compact clumping cultivar with yellow stripes on lower culms growing to 3 to 4m and suitable for screening.



## Himalayan weeping bamboo

*Drepanostachyum falcatum*

Photo: Engel Advanced Trees & Bamboo



A very beautiful plant which is nothing like a classic bamboo: it is a mass of long slender leaves which drape over multiple layers of themselves. Himalayan weeping is best positioned in a cool position protected from full day sun. It is a small bamboo with narrow culms and a small footprint. It grows to

2.5m height in most circumstances and like most bamboo can be maintained to desired height and density.

Due to its relatively small stature, this is a great variety to grow in containers in a sheltered position.

Additional suggested alternatives: Great wall bamboo, emperor bamboo, fortune bamboo (*Fargesia* species), green ghost bamboo (*Dendrocalamus minor*)

# Bulbous Plants



## Arum lily

*Zantedeschia aethiopica*

Photo: Lorna Rose



This lily with white spathes around yellow flower spikes is widely used as a cut flower. However, it is now a widespread environmental weed that can engulf gutters, streams, waterways and wetland bogs and may be toxic if eaten. It is a perennial to 1.5m tall with broad leaves to 1m long present all year. Seeds are produced in green berries inside the spathes.

### HOW IT SPREADS

- Deliberate planting and waste dumping on public land.
- Downstream movement of seed in water.
- Movement of seed by birds and small mammals eating the berries.
- Movement of rhizomes (roots) in transported soil.

The cultivar 'Green Goddess' is also invasive. However, the other *Zantedeschia* species with coloured spathes and winter-dormant tubers are safe.



## Italian arum

*Arum italicum*

Photo: Dr Sheldon Navie



A perennial to 50cm high with summer-dormant tubers. Arrow-shaped dark green leaves with a cream pattern of veins are present in winter and spring. Flowers are produced inside a pale green spathe no taller than the leaves, followed by a spike of red berries that remain after the leaves die.

### HOW IT SPREADS

- It persists in old gardens and may be spread into bushland when birds eat the berries.



## Swamp lily

*Crinum pedunculatum*

Photo: Lorna Rose



This Australian native plant has rosettes of broad leaves and clusters of white, highly fragrant flowers on 1m stems. Flowers appear from November to March. An extremely hardy specimen, it thrives in full-sun or dappled shade. It is mildly frost tolerant and can withstand poor drainage and clay soils.



## New Zealand rock lily

*Arthropodium cirrhatum* 'Matapouri Bay'

Photo: Immij Greenlife




A cultivar of the New Zealand Rock Lily that grows to 1m high by 1m wide. The upright, broad, glaucous green foliage is a year round feature. In summer the plant is crowned with sprays of tall panicles of starry white flowers on long, slender, wiry stems held above the foliage.



## Clivea

*Clivia miniata*

Photo: Elwyn Swane



Grown for its deep green strap-like leaves and funnel-shaped, yellow-throated, orange to red flowers in spring. A clump forming perennial to 0.5m high that thrives in full-shade to part-shade in most soils. Is drought hardy and can be grown in containers. Yellow Clivea and deep orange-red 'Belgium Hybrid' forms are also available.

Additional suggested alternatives: cast iron plant (*Aspidistra elatior*), Cunjevoi lily (*Alocasia brisbanensis*), Japanese iris (*Iris laevigata* and *I. ensata*)



## Diploid hybrid bulbs and corms

Photo: Sparaxis tricolour - Department of Primary Industries and Regions, South Australia



Many old favourites of the cottage bulb garden such as *Narcissus pseudonarcissus*, *Sparaxis*, *Freesia*, *Babiana*, *Ornithogalum thyrsoides* (chinchinchee), *Watsonia meriana* and *Chasmanthe floribunda* (Aunt Eliza) have encroached into the bush due to deliberate planting and dumping. These are often seed producing and the weedier species have small bulbils on the stems that allow local vegetative spread. All are summer-dormant, sprouting and producing grass-like leaves at the

autumn break and flowering in spring. They compete with native ground flora and change the appearance of native vegetation because they have conspicuous flowers.

It's better to grow some of the modern hybrid and polyploid cultivars. As well as having larger flowers in a wider range of colours and a neater compact growth habit, they are less able to live in the wild.

### HOW IT SPREADS

- Corms and bulbs regrow annually from an underground swollen food-storing stem or bulb. They produce fruit which break open at maturity to release seeds which are dispersed by water and birds. These invade disturbed areas, displacing native vegetation, particularly native orchids.



## Daffodil and jonquil cultivars

*Narcissus* cultivars and certain species

Photo: Botanic Gardens of South Australia



Easily grown, spring-flowering bulbs, including trumpet flowered and hoop petticoat daffodils and the multi-headed sweet smelling jonquils, ranging from white through to sunny yellow. Varieties are available that flower from mid winter to well into spring. *Narcissus* are happy in full-sun or part-shade, but won't flower in dense shade. They can be grown in either pots or

as mass drifts in the garden. Plant them under deciduous trees and they will grow beautifully.

Popular cultivars and non-invasive species include *Narcissus* 'Erlicheer', *N. papyraceus*, *N. bulbocodium*, *N. 'Fyno'* and *N. 'Spoitrot'*.



Photo: Gondwana Landscapes & Consultancy and State Flora

## Garland lily

*Calostemma purpureum*



A perennial succulent Australian native lily arising from a bulb with deep pink to wine red flowers arriving before the foliage. It is upright growing to 40cm in height and 10cm to 20cm wide. Suited to full sun to dappled shade in well drained soils. Planted en masse they provide a stunning display in early autumn.



Photo: South Australian Seed Conservation Centre

## Chocolate lily, vanilla lily

*Arthropodium strictum*



A perennial Australian native lily with scented mauve flowers from late winter through spring. Commonly named chocolate or vanilla lily due to its sweet scent, the tall flower stalks continue flowering with multiple flowers to a height of 50cm.



## Watsonia cultivars

*Watsonia borbonica* 'Arderne's White' and W. 'Lilac Towers'



Photo: John Zwar

Watsonias make handsome clumps of sword shaped leaves. During, spring strong branching flower spikes are produced, each spike has dozens of white flared dusky pink trumpets. Can flower for two months or more. Foliage can be cut to the ground in early summer. Thrives in full sun 120cm by 60cm.

Additional suggested alternatives: Dutch iris cultivars (eg. *Iris x hollandica* 'Telstar', 'Purple Sensation'); peacock iris (*Moraea aristata*), daylily (*Hemerocallis* cultivars) as well as the more delicate, native bulbine lily / leek lily (*Bulbine bulbosa*)

## Succulent Plants



### African carrion flower

*Orbea variegata*

Photo: John Virtue (SA  
DWLBC)



A grey, prostrate succulent with fleshy, finger-like leaves. The showy white and red flowers have a putrid smell to attract flies for pollination. Fluffy seeds are readily spread by wind. It has invaded arid shrub lands on the Eyre Peninsula and in the Whyalla and Port Adelaide Regions. It out competes native ground

covers and can even kill large saltbush shrubs, threatening fodder supplies for livestock.



### Hottentot fig

*Carpobrotus edulis*

Photo: Cradoc Nursery



A robust, fleshy perennial plant with prostrate stems up to 1m long. The leaves act as water storage organs enabling the plant to survive hot dry summers. Flowers are light purple appearing through spring/summer and seeds are small and edible. It is widespread in coastal areas, on rocky headlands and sand dunes.



### Baby sun rose

*Aptenia cordifolia*

Photo: Immij Greenlife



Prostrate, scrambling succulent herb with small rose-pink flowers and dark green, heart-shaped leaves. A garden escape with considerable potential to invade coastal dunes. Forms mats and can smother native ground covers.



### Jade plant, money tree

*Crassula ovata*

Photo: Nursery & Garden  
Industry South Australia



A slow growing succulent that can reach up to 3m high but is mostly seen at about 1m by 1m. It has a thick trunk and branches with fleshy dark green leaves that may show a red tinge on the edges in strong light. Crassula needs well drained soil, allow the soil to dry out between waterings, plenty of light and if

conditions are right it will reward you with white flowers. Care is needed however as it is toxic to both cats and dogs. Portulacaria afra is another species of similar appearance and requirements.



## Echeveria glauca

*Echeveria glauca*

Photo: Glenfield Nursery



A clump forming, frost tolerant succulent plant with attractive bi-coloured yellow orange flowers. A hardy, fast-growing plant suitable for full-sun to part-shade. Produces reddish flowers in late spring to early summer. Mass plant for an excellent effect in a dry weather garden.



## Echeveria setosa

*Echeveria setosa*

Photo: Glenfield Nursery



A clump forming, evergreen, ground cover succulent with spoon shaped leaves covered in soft grey hairs to 10cm tall. It produces yellow-orange flowers through the summer months. Plant in pots or along borders in full-sun. Requires minimal watering.



## Native pigface

*Carpobrotus rossii*

Photo: Sustainable Landscapes Project



Common on coastal dunes, this prostrate plant which spreads to 2m has thick, succulent leaves up to 10cm long. The flowers are daisy-like and usually have mauve to purple petals and white centre. The fruits and leaves are edible. It is an attractive plant for a well-drained soil in full to partial sun. It is well suited to exposed, coastal locations.

The native pigface, *Carpobrotus*

*rossii* can hybridise with highly invasive species from South Africa. Before taking cuttings or runners to plant, be sure that you are propagating the native species or buy plants at your local garden centre to be sure.

See the factsheet by the State Herbarium to identify *Carpobrotus rossii* from hybrids.

([data.environment.sa.gov.au/Content/Publications/CarpobrotusBrochureEnviroData.pdf](http://data.environment.sa.gov.au/Content/Publications/CarpobrotusBrochureEnviroData.pdf))





## American agave, American aloe, century plant

*Agave americana*

Photo: Doug Bickerton, SA Department of Environment, Water & Natural Resources



This plant has grey, sharp-tipped, strap-like leaves which form rosettes about 1.8m wide. Its common name is Century Plant, due to the mistaken belief that it only flowers once every 100 years. In fact, after 10 years, it produces pale yellow flowers on a very tall, branched stem. Commonly naturalised around old rural homesteads and coastal shacks, it has spread to form dense, impenetrable thickets along roadsides and in coastal vegetation.

### HOW IT SPREADS

- Its spread is mainly vegetative, with new plants arising from stolons and from dislodged plant fragments.



## Opuntioid cacti

*Cylindropuntia*, *Austrocylindropuntia* and *Opuntia* species and cultivars

Photo: Department of Primary Industries and Regions, South Australia



These succulent, spined cactii have green cylindrical or pad-shaped stems and are usually leafless. Most produce flowers of various colours and colourful, fleshy fruit. They compete with native vegetation, forming prickly thickets limiting access by stock, humans and vehicles and can injure livestock and native wildlife.

### HOW IT SPREADS

- *Cylindropuntia* species are mainly established as weeds close to localities where they were formerly planted. The fruit are eaten by birds and some mammals, which effectively disperse the seed of some species over wider areas. As the stem segments are spiny they can be carried on livestock and vehicles.
- Infestations can also start when live plants or their stems are dumped with garden waste. The plants disperse down watercourses when detached stem segments and whole small plants are carried in runoff water.

Please note: *Opuntia ficus-indica* is cultivated as a commercial and ornamental plant in South Australia and is excluded from the declaration.



## Foxtail

*Agave attenuata*

Photo: Immij Greenlife



Upright habit on a tall stem. Heads to 0.9m with stems up to 1.5m. Clumping habit when young. It is an ideal specimen for pots and very popular accent plant. Extremely hardy and can withstand extremes in temperature. This specimen has high architectural appeal.



## Spineless yucca, soft tipped yucca

*Yucca elephantipes*

Photo: Immij Greenlife



A small, evergreen tree that is one of the most versatile indoor and outdoor foliage plants. It develops a thick, branching trunk reminiscent of an elephant's foot. Mid-green leaves are leathery and finely toothed. Adaptable to a wide range of climates and conditions and is drought, salt and frost tolerant. This specimen has high architectural appeal.



## Mexican fence post

*Pachycereus marginatus*

Photo: Cactus Creations



Pachycereus marginatus is a cactus known for its durability in heat, with columnar trunks that grow slowly up to 3.5m. Stems are up to 10cm in diameter, with five to seven ribs. Flowers are green, flushed with pink. Requires full sun. An excellent feature container plant.



## Torch cactus

*Echinopsis spachiana*

Photo: Cactus Creations



Echinopsis spachiana grows as a columnar-formed cactus, reaching 2m high, with a diameter of 5cm to 6cm. Vertical branches arise from the base of the plant. Each column has 10 to 15 rounded ribs. The large areoles are around 1cm apart, and have wavy yellow hairs. The straight spines are red-yellow initially, fading

to white as they age. The large white tubular flowers appear in November to January and open at night.

Additional suggested alternatives: Chagualillo (*Puya venusta*), Queen of the Night (*Cereus gregii*)

# Aquatic Plants



## Parrot feather

*Myriophyllum aquaticum*

Photo: Terry Inkson



A feathery leaved, perennial, aquatic plant with stems that grow up to 2m in length. The tips of the stems frequently protrude from the water up to 30cm. Seeds are infertile in Australia due to only female plants being recorded here. However, Parrot Feather reproduces by fragments breaking from the parent plant and moved by water currents.


This species may also occur in home aquaria and ponds as the plant was once sold as an attractive fish tank plant. This aquatic plant is capable of totally choking water ways, dangerously excluding all other flora and fauna.



## Cabomba

*Cabomba caroliniana*

Photo: Leslie J. Mehrhoff, University of Connecticut, Bugwood.org



A feathery leaved perennial aquatic plant with stems growing indefinitely but easily breaking into sections. The leaves are widely spaced along the stem and consist of many slender segments arranged in a fan-shape. It remains completely submerged, with only the flowers protruding above the surface. These are less than 1cm

across with six white petals. Seed is probably not produced in Australia but plants grow rapidly and spread by fragments carried by the water. Cabomba is frequently grown in home aquaria. In the eastern States it can choke waterways in some seasons, excluding other aquatic life and stopping movement of boats.



## Leafy elodea

*Egeria densa*

Photo: By Daderot (own work) [CC0], via Wikimedia Commons



A perennial freshwater aquatic plant that grows completely submerged. The stems grow to 2m or more and are floating with roots at the lower nodes and narrow, undivided leaves in whorls of three to eight at each node. White flowers are attached to long thread-like stems and float on surface of water but do not form seed in Australia. Leafy elodea

spreads by stem fragments that are carried downstream by water, and it it can choke waterways in some seasons, excluding other aquatic life and stopping the movement of boats.

Please note: aquatic plants dumped into waterways may become invasive.



## Water milfoil

*Myriophyllum papillosum*

Photo: Glenfield Nursery



A vigorous native perennial aquatic species with foxtail-like stems held above the water. Plants occur in shallow waters and provide shelter and spawning areas for fish. Thrives in full-sun to light-shade at a depth of 60cm.



## Common nardoo

*Marsilea drummondii*

Photo: Oz Water Gardens



This is a native, aquatic fern that prefers slow moving or still water. Fronds produce leaflets in the shape of four-leaf clovers and generally float on the water's surface. Attractive foliage and vigorous growth make common nardoo an excellent water feature.

Photo: Adrian Harvey, Department of Primary Industries and Regions, South Australia



## Water hyacinth

*Eichhornia crassipes*



This plant floats on the surface of fresh water as its round shiny leaves to 10cm wide have thick stalks inflated with air. Masses of black feathery roots trail below the plant. It produces clusters of pale mauve flowers on erect stems to 8cm long in summer. Water hyacinth is sometimes sold as an ornamental for garden ponds.

### HOW IT SPREADS

- Plants dumped into water bodies such as dams or the backwaters of the River Murray can multiply by forming new leaf rosettes on runners.
- Infestations cover the surface completely, shading out submerged plants and depriving waterlife of oxygen.

Photo: By Mokkie [CC BY-SA 3.0, via Wikimedia Commons]



## Salvinia

*Salvinia adnata*



Another floating water plant, salvinia is a fern with numerous pairs of oval leaves to 2cm long and feathery roots trailing below. The upper leaf surface is covered with hairs that trap air bubbles and prevent the plant sinking.

### HOW IT SPREADS

- Stem spreads along water surface, forming new plants whenever it breaks apart.
- Salvinia is sometimes grown in aquaria or ponds; plants dumped into water bodies such as dams can multiply rapidly and cover the surface, shading out submerged plants and depriving waterlife of oxygen.



## Running marsh-flower

*Villarsia reniformis*, *V. umbricola*

Photo: Tupelo Grove Nursery



This yellow flowering Australian native plant does well in damp conditions or submerged in shallow water with bright light or full sun. *V. reniformis* has a tall flower spike up to 40cm with multiple flowers in late spring and early summer displaying attractive glossy green leaves.



## Water fern

*Azolla filiculoides*

Photo: Nursery & Garden Industry South Australia and Tupelo Grove



Azolla is a native aquatic plant found in still or slow-moving water bodies. Water fern appears green or red depending on exposure to the sun. In shaded conditions the leaves are usually green, whilst in direct sunlight they become reddish. Azolla is a common free floating fern up to 10mm to 30mm in diameter with roots hanging down to about 40mm

below the water surface. Its fronds float on the surface of the water individually or as large mats.

Azolla takes up the nutrients in the water to enable it to grow, and therefore restricts the nutrients available for the growth of other nuisance plants and algae. It is a useful pond plant as it provides habitat for aquatic life as well as reduced water evaporation rates and temperatures.



## Duckweed

*Lemna minor*

Photo: Nursery & Garden Industry South Australia at Tupelo Grove



Duckweeds are tiny, free-floating plants that are native to Australia and are among the smallest flowering plants on earth. They have tiny, white, barely visible flowers, and spread mainly by fragments.

Duckweed can form a dense green mat on the surface of a slow-moving or stationary water body in nutrient

rich conditions and are an important food source for birds and aquatic animals.

Additional suggested alternatives: Remuremu (*Selliera radicans*)

Photo: Department of Primary Industries and Regions, South Australia



## Horsetail

*Equisetum* species



This perennial is sometimes planted around ponds but becomes almost impossible to remove due to its deep creeping roots. The erect, ribbed green shoots grow 10cm to 100cm tall with spore-bearing cones at the tips. Some species have fine branches giving a feathery appearance, others resemble *Casuarina* shoots emerging directly from the soil. Horsetails can invade

wetlands, arable land and pastures where they are toxic to livestock. They are not found wild in SA and would only spread by deliberate planting or dumping in garden waste.

Photo: Piotr Konieczny, licensed under, CC BY-SA 3.0



## Umbrella papyrus, umbrella palm

*Cyperus alternifolius* ssp. *flabelliformis*



A long-lived reed-like plant with upright stems usually growing 45cm to 1.2m tall, but occasionally reaching up to 1.5m in height.

The umbrella papyrus is often cultivated as a garden ornamental, particularly in ponds and water features. It has escaped cultivation and become established along waterways and in wetlands,

particularly near habitation including conservation areas in the Adelaide Hills.

### HOW IT SPREADS

- The species reproduces mainly by seed, though it can spread to form large clumps via short rhizomes.





## Didgery sticks

*Baloskion pallens*

Photo: Shaun O'Brien



A type of native sedge that forms a clump of wiry upright stems giving a grass-like appearance. It has golden brown flowers on the ends of the stems in spring. Good for vertical accent in garden beds or pots. Will grow in well-drained soil but equally tolerates waterlogged conditions and adapts well to heavy soils. Likes a full sun position to be at its best.



## Chinese water chestnut

*Eleocharis dulcis*

Photo: Tupelo Grove Nursery



Chinese water chestnut is a grass-like sedge grown in many countries for its edible corms. It is an aquatic vegetable that grows in water margins and bogs. It has stem-like, tubular green leaves that grow 50cm to 1.5m tall. The plant spreads by a creeping rhizome which, through the summer months, produces additional sucker plants.



## Spiny flat-sedge

*Cyperus vaginatus*

Photo: Gondwana Landscapes & Consultancy and State Flora



An attractive Australian native sedge forming a clump 50cm to 1m wide with upright stems to 1m high and bright green leaves. Spiny flat-sedge favours a damp position but will withstand periods of drought in dappled light to full sun. Will tolerate inundation with water.

## Invasive plants are grouped as follows:

**1. Noxious weeds** - are those legally declared as noxious plants by the various State or Territory Governments. The declaration of noxious weeds will vary from state to state and from region to region within a state. In general, most state legislation will say that declared noxious plants cannot be grown, sold or transported or transposed, and removal is required.

**2. Weeds of National Significance ('WoNS')** - are some of the most significant weeds in Australia. All WoNS have been declared illegal for sale in each state of Australia.

**3. Environmental weeds** - plants that are or have the potential to impact the natural environment by destroying habitat or overrunning indigenous species and altering local biodiversity. Many of our worst environmental weeds are garden escapes.

**4. Agricultural & horticultural weeds** - are those plants that have a negative effect on crop or animal production. This may be through the infiltration of weed seed in grain crops, burrs in wool production or weeds which make animals sick or cause death. In the horticultural industry, weeds within cut flower, fruit and vegetable crops can harbour pests and diseases which reduce productivity.

## Declared Plants in South Australia

There is a legal obligation not to grow, sell, transport or plant 'declared plants' in South Australia. Declared plants are those plants that are deemed to be a threat to primary industry, the natural environment and or public safety.

These plants are regulated under the Natural Resources Management Act 2004. A full list of declared plants can be obtained from the Biosecurity SA website:

[www.pir.sa.gov.au/biosecurity/weeds\\_and\\_pest\\_animals](http://www.pir.sa.gov.au/biosecurity/weeds_and_pest_animals)

## Seeds or cuttings collection

The collection of seed or cuttings from native plants on public land requires a permit from the Department of Environment, Water and Natural Resources. Permission from the authority responsible for the land (eg. local Council) is also required. Application forms for a Permit to Collect Native Plant Material can be obtained from the DEWNR website:

[www.environment.sa.gov.au/licences-and-permits/Plant\\_permits](http://www.environment.sa.gov.au/licences-and-permits/Plant_permits)

## Appendix:

### *Grow me instead under power lines*

Apart from weeds there are other plants and trees which might be in the wrong place.

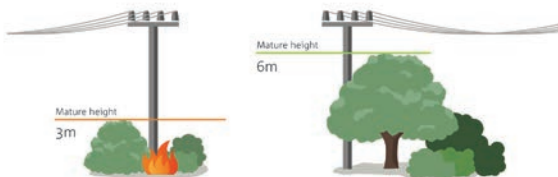
Not so obvious, but often quite potentially dangerous, are plants and trees which are planted adjacent to or under powerlines. Around 40% of all electricity outages in South Australia are caused by vegetation.

SA Power Networks has legislative obligations in relation to managing vegetation near powerlines and limitations have been set for the type and location of trees and vegetation you can plant near or under powerlines. It is a legal requirement to maintain a safe clearance zone around any applicable trees on a property you own or occupy.

### What is the right tree?

The mature height of a tree is the main criteria to determine how close it can be planted to types of power lines. There are two situations which have an influence on the appropriate species for planting under or near powerlines;

**1. Bushfire risk areas, or where lines are uninsulated** – trees with a mature height of three metres or less.



**2. Non-bushfire risk areas, or areas where lines are insulated** – trees with a mature height less than six metres.

In addition all vegetation with a mature height of two metres or less is exempt from the planting restrictions.

### 3. Underground power lines

Near an underground power line of 66Kv or more, only trees with a mature height of less than two metres can be planted within three metres of the centre of the underground power line.

Other species such as creepers and climbers can inhibit access to poles so please be conscious of that when planting out.

### Seek advice

Before you plant near power lines refer to the Botanic Gardens online plant selector tool, [plantselector.botanicgardens.sa.gov.au](http://plantselector.botanicgardens.sa.gov.au) or speak with your local nursery or garden centre experts.

# Index - Weeds

African carrion flower	<i>Orbea variegata</i>	66
Aleppo pine	<i>Pinus halepensis</i> *	36
American agave, American aloe, century plant	<i>Agave americana</i>	68
arum lily	<i>Zantedeschia aethiopica</i> *	62
asparagus fern	<i>Asparagus aethiopicus</i> *, <i>A. africanus</i> , <i>A. plumosus</i> *, <i>A. scandens</i> *	48
Aunt Eliza	<i>Chasmanthe floribunda</i>	64
baby sun rose	<i>Aptenia cordifolia</i>	66
bamboo, running	<i>Phyllostachys</i> and <i>Sasa</i> species	60
bluebell creeper	<i>Billardiera fusiformis</i> *, <i>B. heterophylla</i> *	50
box elder	<i>Acer negundo</i>	14
bulbil bugle-lily	<i>Watsonia meriana</i>	64
cabomba	<i>Cabomba caroliniana</i> *	70
cacti, opuntiod	<i>Cylindropuntia</i> *, <i>Austrocylindropuntia</i> *, <i>Opuntia</i> species and cultivars	68
century plant, American agave, American aloe	<i>Agave americana</i>	68
chinchierinchee	<i>Ornithogalum thyrsoides</i>	64
coastal tea-tree	<i>Leptospermum laevigatum</i>	16
coolatai grass`	<i>Hyparrhenia hirta</i> *	56
cootamundra wattle	<i>Acacia baileyana</i>	44
cotoneaster	<i>Cotoneaster</i> species	20
daffodil (some species)	<i>Narcissus pseudonarcissus</i>	64
desert ash	<i>Fraxinus angustifolia</i>	14
dolichos pea	<i>Dipogon lignosus</i> *	50
English ivy	<i>Hedera helix</i>	52
firethorn	<i>Pyracantha</i> species	20
fountain grass	<i>Cenchrus setaceus</i>	56
freesia species	<i>Freesia</i> species	64
gazania	<i>Gazania</i> all species*	54
giant reed	<i>Arundo donax</i> *	58
goat willow	<i>Salix x calodendron</i> *, <i>S. caprea</i> *, <i>S.</i> <i>cinerea</i> *, <i>S. reichardtii</i>	24
golden wreath wattle	<i>Acacia saligna</i>	44
golden-leaved black locust	<i>Robinia pseudoacacia</i>	22
harlequin flower	<i>Sparaxis</i> species	64
hawthorn	<i>Crataegus monogyna</i> * and <i>C. sinaica</i>	20
honey locust	<i>Gleditsia triacanthos</i>	22
horsetail	<i>Equisetum</i> species	74
hottentot fig	<i>Carpobrotus edulis</i>	66
Italian arum	<i>Arum italicum</i>	62
Italian buckthorn	<i>Rhamnus alaternus</i> * <i>reichardtii</i>	28
lantana, common	<i>Lantana camara</i>	18

lavendar, topped	<i>Lavandula stoechas</i>	42
leafy elodea	<i>Egeria densa</i> *	70
Mexican feather grass	<i>Nasella tenuissima</i> *	56
mirror bush	<i>Coprosma repens</i> *	28
olive tree	<i>Olea europaea</i> ssp. <i>Europaea</i> and <i>cuspidata</i>	30
pampas grasses	<i>Cortaderia</i> species*	58
parrot feather	<i>Myriophyllum aquaticum</i>	70
pepper tree	<i>Schinus molle</i>	32
periwinkle	<i>Vinca major</i>	52
polygala	<i>Polygala myrtifolia</i>	34
radiata pine	<i>Pinus radiata</i>	36
sallow; sydney wattle	<i>Acacia longifolia</i> ssp. <i>Longifolia</i>	44
salvinia	<i>Salvinia adnata</i> *	72
Spanish heath, berry heath	<i>Erica baccans</i> *, <i>E lusitanica</i> , <i>E. arborea</i> *	26
strawberry tree	<i>Arbutus unedo</i>	38
sweet pittosporum; native daphne	<i>Pittosporum undulatum</i>	40
umbrella papyrus, umbrella palm	<i>Cyperus alternifolius</i> ssp. <i>Flabelliformis</i>	74
water hyacinth	<i>Eichhornia crassipes</i> *	72
white weeping broom	<i>Retama raetam</i>	46

## Index - Alternative Plants

agave, foxtail	<i>Agave attenuata</i>	69
Alphonse Karr bamboo	<i>Bambusa multiplex</i> cv. 'Alphonse Karr'	61
banksia, heath-leafed	<i>Banksia ericifolia</i>	38
banksia, silver	<i>Banksia marginata</i>	39
black wattle, willow wattle, Broughton willow	<i>Acacia salicina</i>	24/25
blackwood	<i>Acacia melanoxylon</i>	38
blueberry ash	<i>Elaeocarpus reticulatus</i> 'Prima Donna'	39
bottlebrush	<i>Callistemon</i> cultivars e.g. 'Kings Park Special'	21
bower wattle	<i>Acacia cognata</i>	25
bower wattle - dwarf cultivars	<i>Acacia cognata</i> 'Limelight', 'Fetuccini', 'Bower Beauty', 'Green Mist'	48/49
brachychiton cultivars	<i>Brachychiton acerifolius</i> x <i>populneus</i> 'Belladonna', 'Bella Pink', 'Jerilderie Red' and 'Griffith Pink'	15
cactus, torch	<i>Echinopsis spachiana</i>	69
callistemon white	<i>Callistemon</i> 'Wilderness White'	47
camellia	<i>Camellia sasanqua</i>	21
Chinese pistachio	<i>Pistacia chinensis</i>	23
Chinese star jasmine	<i>Trachelospermum jasminoides</i>	49
Chinese star jasmine	<i>Trachelospermum jasminoides</i>	53
chocolate lily	<i>Arthropodium strictum</i>	65
Christmas bush	<i>Bursaria spinosa</i>	47
clivea	<i>Clivea miniata</i>	63
cocky's tongue	<i>Templetonia retusa</i>	34
convulvulus	<i>Convolvulus sabatius</i>	53
correa	<i>Correa</i> species and cultivars	27
correa, white	<i>Correa alba</i>	19
crabapples, flowering	<i>Malus</i> hybrids and cultivars	21
crepe myrtle 'Natchez'	<i>Lagerstroemia indica</i> x <i>fauriei</i> 'Natchez'	23
crepe myrtle cultivars	<i>Lagerstroemia indica</i> cultivars	15
crowea	<i>Crowea</i> species and cultivars	19
cut leaf daisy	<i>Brachyscome multifida</i> and cultivars	55
daffodil cultivars	<i>Narcissus</i> 'Erlicheer', <i>N. papyraceus</i> , <i>N. bulbocodium</i> , <i>N. 'Fyno'</i> , <i>N. 'Spoirot'</i>	64
didgery sticks	<i>Baloskion pallens</i>	75
drooping she-oak	<i>Allocasuarina verticillata</i>	33
dryland tea-tree	<i>Melaleuca lanceolata</i>	17
duckweed	<i>Lemna minor</i>	73

echeveria species and cultivars	<i>Echeveria glauca</i> , <i>E. setosa</i>	67
Edna Walling blue bells	<i>Billariera heterophylla x parviflora</i>	51
emu bush	<i>Eremophila glabra</i> , <i>E. maculata</i> and cultivars	19
emu bush, spotted	<i>Eremophila maculata</i>	35
eriodendron	<i>Philthea myoporoides</i> (syn. <i>Erionstemon myoporoides</i> )	27
fan flower	<i>Scaevola</i> species and cultivars	55
feijoa, pineapple guava	<i>Acca sellowiana</i>	31
fountain grass, purple	<i>Pennisetum advena</i> 'Rubrum'	57
garland lily	<i>Calostemma purpureum</i>	65
gazania 'Montezuma', 'Double Gold' and 'Sunset Jane'	<i>Gazania</i> 'Montezuma', 'Double Gold' and 'Sunset Jane'	54
Geraldton wax	<i>Chamelaucium uncinatum</i>	35, 46/47
giant Chinese silver grass	<i>Miscanthus giganteus</i>	59
green tea-tree	<i>Leptospermum coriaceum</i>	16/17
grevillea	<i>Grevillea</i> species and cultivars	53
grevillea - compact species and cultivars	<i>Grevillea</i>	18
grevillea nudiflora	<i>Grevillea nudiflora</i> prostrate	49
Himalayan weeping bamboo	<i>Drepanostachyum falcatum</i>	61
honey-myrtle, cross-leafed	<i>Melaleuca decussata</i>	17
honey-myrtle, showy	<i>Melaleuca nesophila</i>	17
hummingbird mint, giant hyssop	<i>Agastache</i> species and cultivars	43
jade plant, money tree	<i>Crassula ovata</i>	66
Japanese star jasmine	<i>Trachelospermum asiaticum</i>	53
jonquil cultivars		64
lavendar, Avonview	<i>Lavandula stoechas x viridis</i> 'Avonview'	42/43
Leyland cypress	<i>Cupressocyparis leylandii</i> cultivars	37
lilly pilly, dwarf	<i>Syzygium smithii</i> minor	29, 41
liquidambar	<i>Liquidambar styraciflua</i> 'Rotundiloba'	22
magnolia, evergreen cultivars	<i>Magnolia grandiflora</i> and cultivars	41
maple 'Sensation'	<i>Acer negundo</i> 'Sensation'	15
maple, mop top	<i>Acer platanoides</i> 'Globosum'	23
Mexican fence post	<i>Pachycerus marginatus</i>	69
Mexican orange blossom	<i>Choisya ternata</i>	29
nardoo, common	<i>Marsilea drummondii</i>	71
New Zealand rock lily	<i>Arthropodium cirrhatum</i> 'Matapouri Bay'	63
olive leafed grevillea	<i>Grevillea olivacea</i>	30



Paynes thryptomene	<i>Thryptomene saxicola</i> 'Paynes Hybrid'	26/27
photinia, dwarf	<i>Photinia glabra</i> 'Rubens'	31
pigface, native	<i>Carpobrotus rossii</i>	67
rock rose	<i>Cistus x purpureus</i> 'Brilliancy'	35
rosemary species cultivars	<i>Rosmarinus</i> species and cultivars	43
ruby saltbush	<i>Enchylaena tomentosa</i>	55
running marsh-flower	<i>Villarsia reniformis</i> , <i>V. umbricola</i>	73
SA blue gum, dwarf	<i>Eucalyptus leucoxylon</i> ssp. <i>megalocarpa</i>	39
sarsaparilla, native	<i>Hardenbergia violacea</i> 'Happy Wanderer'	51
slender weavers bamboo	<i>Bambusa textalis</i> var. <i>gracilis</i>	60
snow in summer, narrow-leaf paperbark	<i>Melaleuca linariifolia</i>	25
spineless yucca, soft tipped yucca	<i>Yucca elephantipes</i>	69
spiny flat-sedge	<i>Cyperus vaginatus</i>	75
spiny matt rush	<i>Lomandra longifolia</i> 'Tanika'	57
swamp lily	<i>Crinum pedunculatum</i>	63
Swan Hill olive	<i>Olea europaea</i> 'Swan Hill'	31
sweet viburnum	<i>Viburnum odoratissimum</i>	29
tussock grass, common	<i>Poa labillardieri</i>	57
vanilla lily	<i>Arthropodium strictum</i>	65
water chestnut, Chinese	<i>Eleocharis dulcis</i>	75
water fern	<i>Azolla filiculoides</i>	73
water milfoil	<i>Myriophyllum papillosum</i>	71
watsonia cultivars	<i>Watsonia borbonica</i> 'Arderne's White', W. 'Lilac Towers'	65
wattle, golden	<i>Acacia pycnantha</i>	45
wattle, mallee golden or noteable	<i>Acacia notabilis</i>	45
wattle, Mudgee	<i>Acacia spectabilis</i>	23
weeping myall	<i>Acacia pendula</i>	32/33
white cloud tree	<i>Melaleuca bracteata</i>	41
willow myrtle	<i>Agonis flexuosa</i>	33
wirilda, swamp wattle	<i>Acacia retinodes</i>	45
wisteria, native	<i>Hardenbergia comptoniana</i>	51

## Gardeners' notes and checklists

Use these pages to make notes, plant lists or questions to ask gardening experts.

This image shows a full page of blank, lined paper. It features approximately 20 evenly spaced horizontal grey lines across its entire width, providing a template for writing or drawing. The background is a clean, solid white color.



## Further information and additional resources

There are many areas of information regarding invasive plants and it can become overwhelming! Here are some useful sources of information to help you learn more about invasive plants.

- 1. Your local nursery or garden centre** - Most employ trained nursery professionals or qualified horticulturists who are knowledgeable in regard to all aspects of plant selection.
- 2. Your local council** - Have information about plants considered invasive in your local area and some good indigenous alternatives.
- 3. Regional Natural Resource Management Boards** - Provide information on managing weeds to protect bushland and farms. Visit [www.naturalresources.sa.gov.au](http://www.naturalresources.sa.gov.au) for more information.
- 4. State Government** - Biosecurity SA, a division of the Department of Primary Industries and Regions, SA has useful information about invasive plants and list declared plants. Visit [www.pir.sa.gov.au/biosecurity](http://www.pir.sa.gov.au/biosecurity).
- 5. Botanic Gardens of South Australia Plant Selector +** - is a useful plant selection tool that selects plants suited to your location and other specific requirements. Visit [plantselector.botanicgardens.sa.gov.au](http://plantselector.botanicgardens.sa.gov.au).
- 6. Australian Government** - Weeds in Australia Website. An excellent website with a good range of information, references, lists, databases and pictures and other resources. Visit [www.weeds.gov.au](http://www.weeds.gov.au) for more information.
- 7. Weeds Australia via the Australian Weeds Committee** - A national website resource created by the Australian Weeds Committee to promote access to key weed policies, regulations, current issues, national initiatives, research, extension, training and personnel. Visit [weeds.ala.org.au](http://weeds.ala.org.au) for more information.
- 8. The Nursery & Garden Industry South Australia (NGISA)** - For more information about local garden centres visit [www.ngisa.com.au](http://www.ngisa.com.au) or email [info@ngisa.com.au](mailto:info@ngisa.com.au)
- 9. Nursery & Garden Industry Australia** - The Nursery & Garden Industry Australia is the national peak body for the nursery and garden industries in Australia. Their website provides useful information on invasive plants. Visit [www.ngia.com.au](http://www.ngia.com.au) for more information. NGIA's Invasive Plant Risk Assessment Tool ranks plants grown and sold throughout Australia according to their invasiveness risks in various climatic zone. [www.plantrisktool.com.au](http://www.plantrisktool.com.au)

Visit the Grow Me Instead website as a ready reference to all this information online:

**[www.growmeinstead.com.au](http://www.growmeinstead.com.au)**



Nursery & Garden Industry  
South Australia

*A Guide for Gardeners  
in South Australia*



2017  
REVISION